

NCDE Grizzly Bear Conflict & Mortality Review

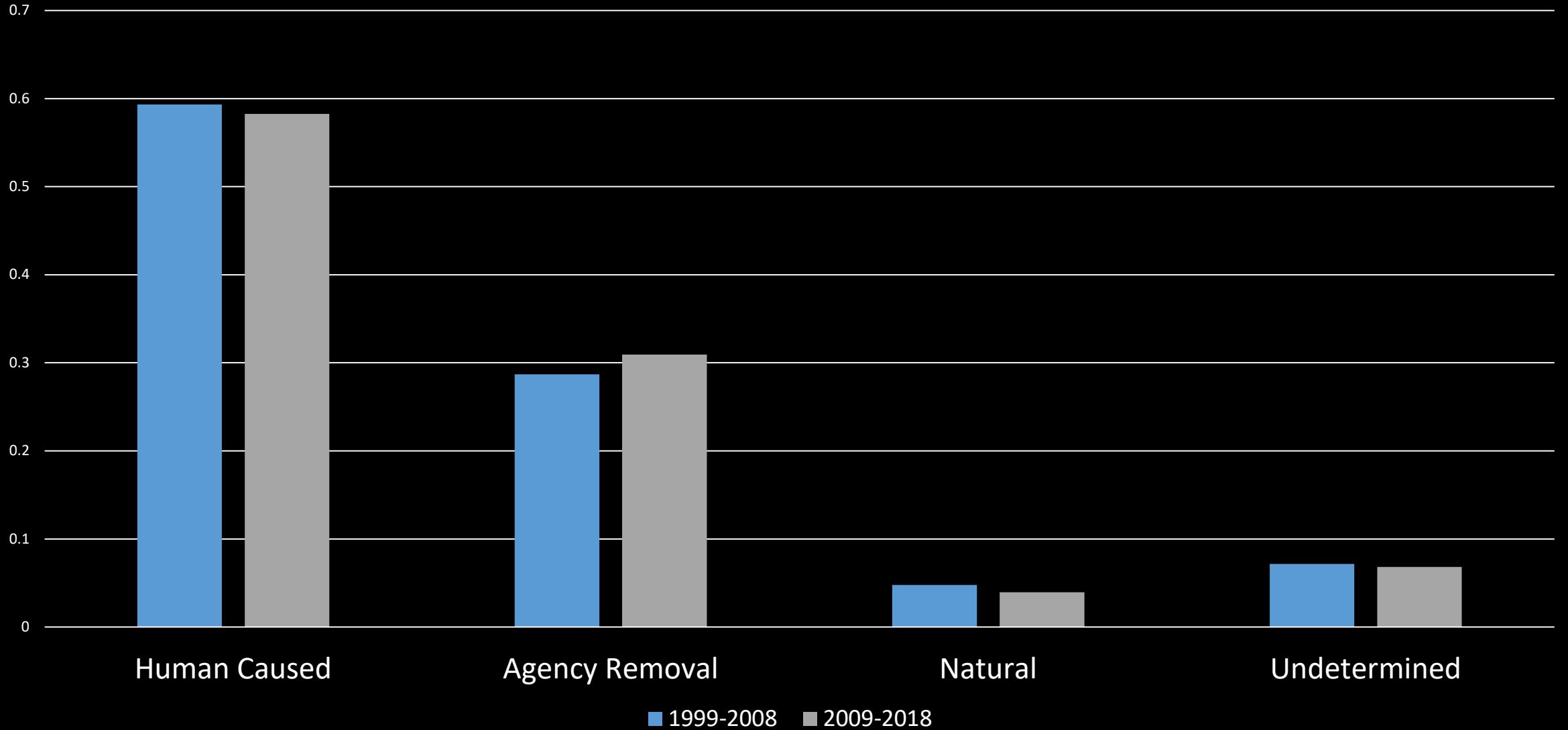
List of Recommendations

December 2019

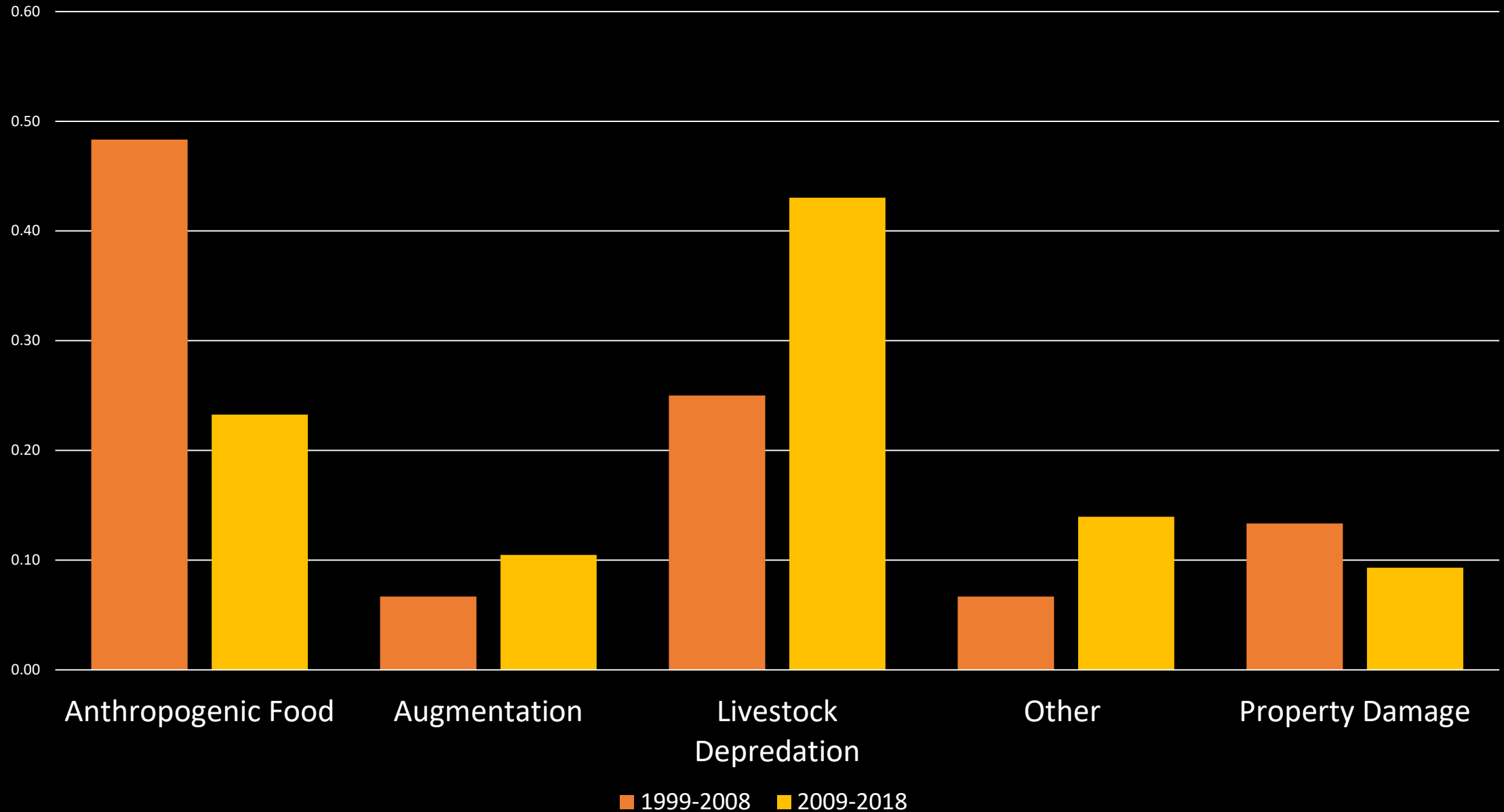
IGBC Mortality Review Tasks

- 1) Produce a preliminary list of priority issues for discussion (June 2019)
- 2) Develop a list of recommendations that address issues (Dec 2019)
- 3) Develop a final implementation strategy (June 2021)

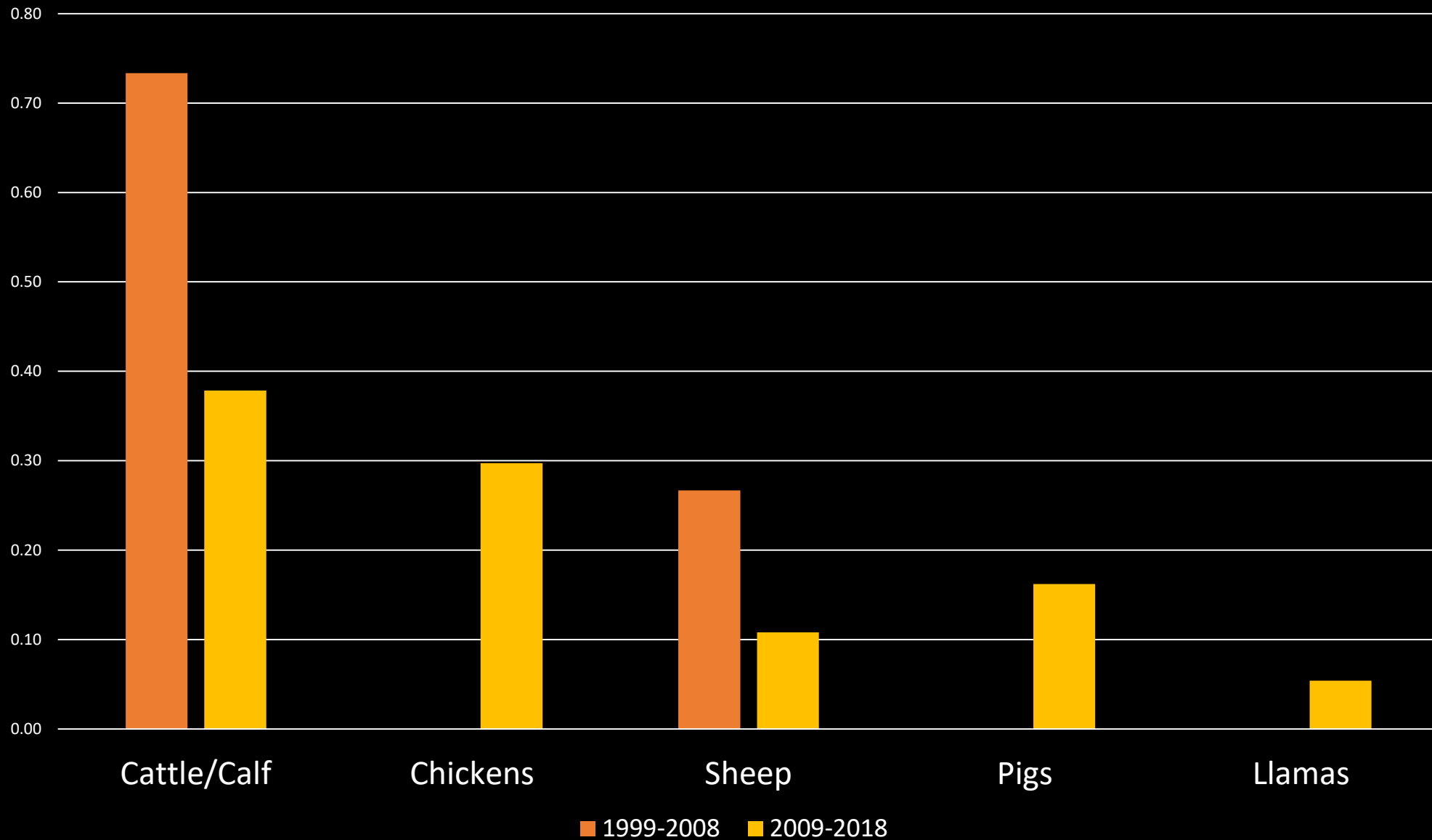
Proportion of Grizzly Bear Mortalities over two Decades



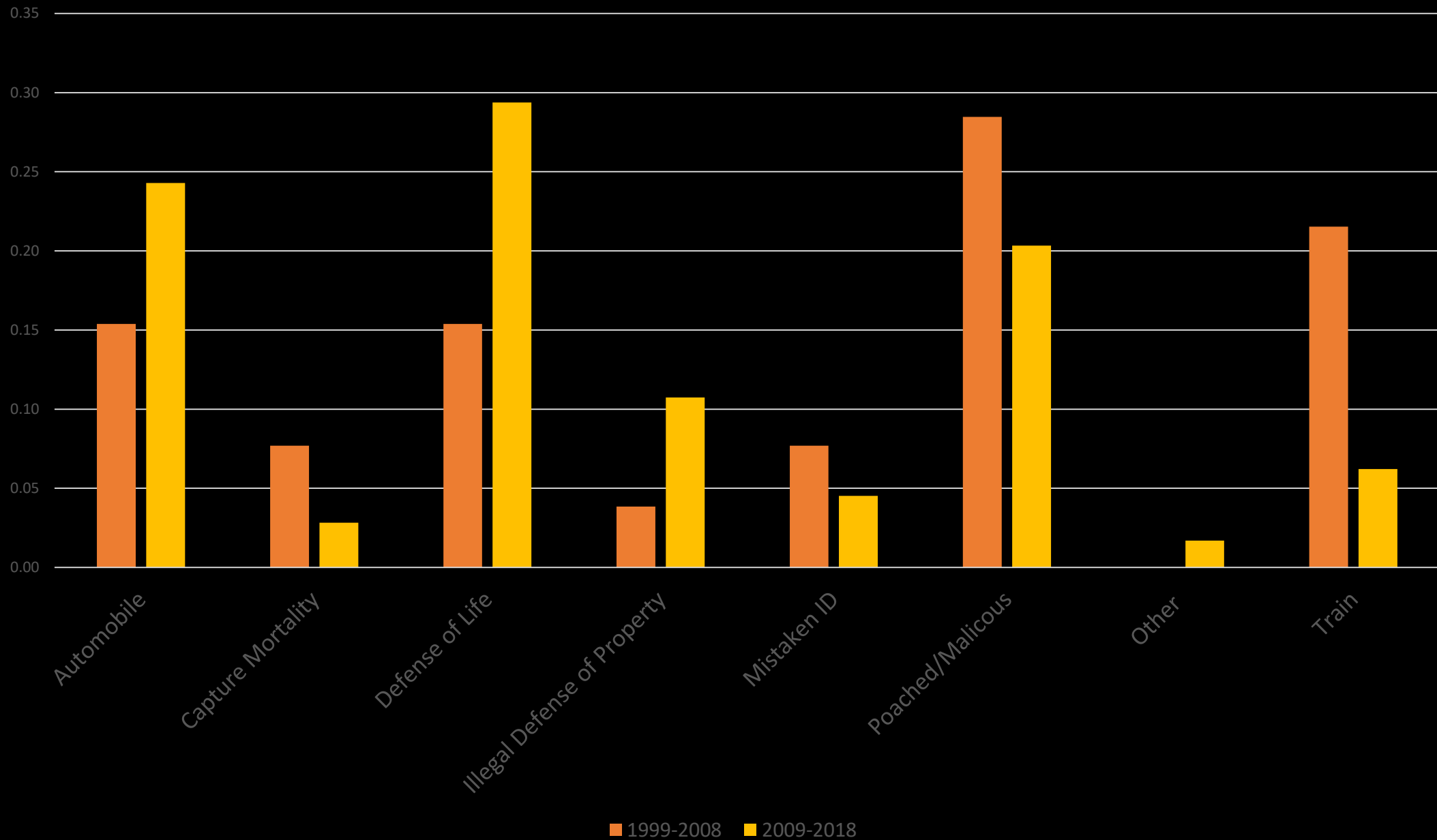
Proportion of Agency Removal Mortalities over two Decades



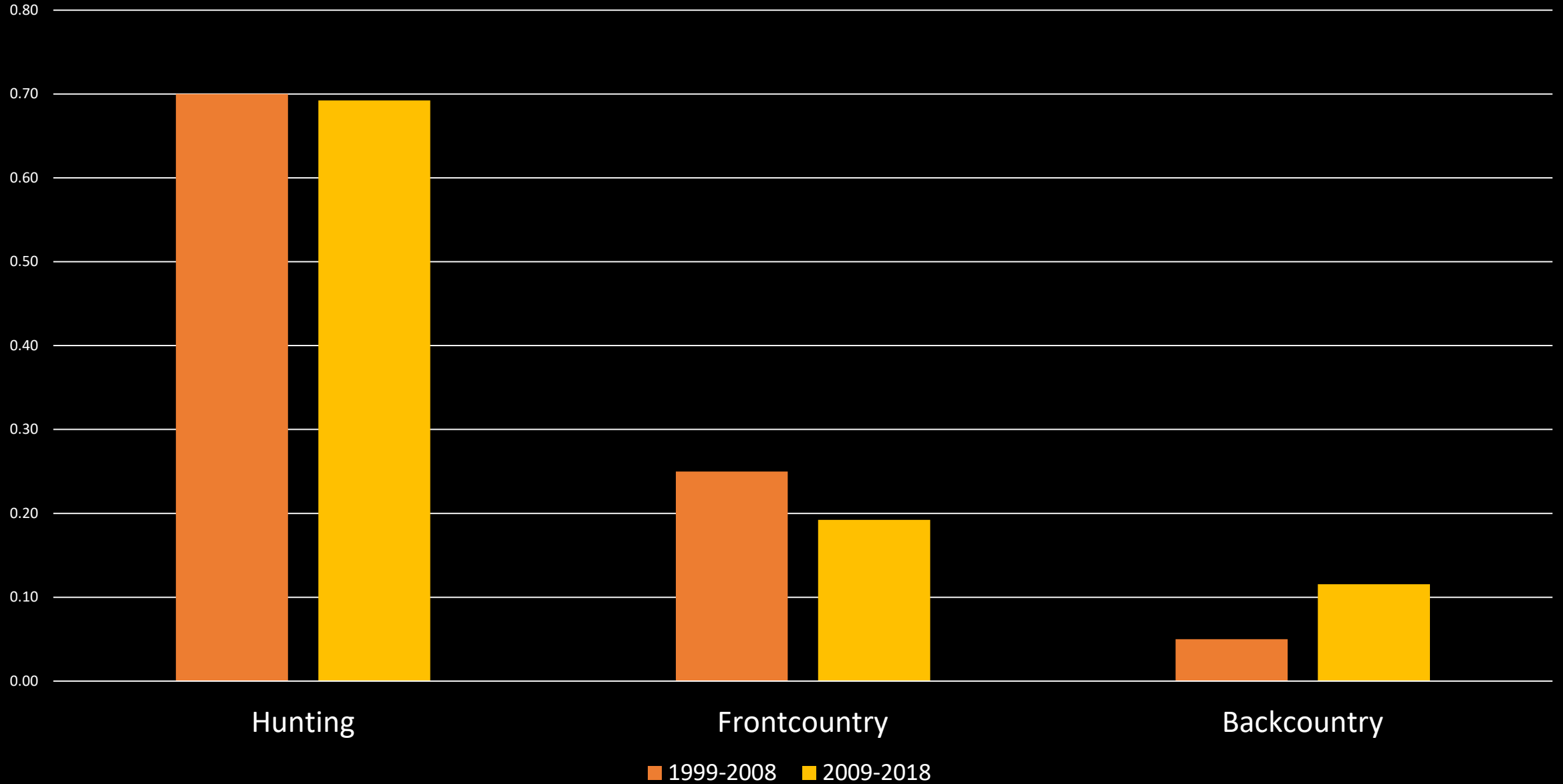
Grizzly Bear Mortalities and the type of Livestock Depredations over two Decades



Proportion of Human-Caused Mortalities over two Decades



Grizzly Bear Mortalities and the type of Defense of Life causes



Priority Issues


1. Shooting Related
2. Automobile Strikes
3. Train Strikes
4. Site-Related Conflict: Waste Management & Chickens

Overarching Recommendations

1. Establish long-term working groups around each focal area to fully develop effective and practical solutions.
 - Include representatives from the most pertinent agencies
 - Consider representatives from external groups/industries where relevant
2. Coordinate strategies among ecosystems where trends overlap.

Shooting-Related

- Mortalities due to mistaken identity or defense of life may be reduced with information and education programs targeted at bird and rifle hunters and recreationists.
- Programs should attempt to increase:
 - awareness of where grizzly bear country is and where there is potential for an encounter;
 - increase the knowledge of bear behavior;
 - bear spray usage in these groups.



Shooting-Related

1. Target I & E Programs at Bird Hunters & Rifle Hunters

a. Videos

- a. Review existing videos for effectiveness. Determine if additional videos are needed. Add to IGBC and agency websites.
- b. Play bear safety video at FWP regional offices for customer viewing.

b. Hunter Education

- a. Offer bear spray workshop for hunters.
- b. Add bear safety to the Master Hunter class.

Shooting-Related

2. Bear Spray

- Continue and expand bear spray subsidies by agencies.
- Investigate bear spray rental programs. How effective is this model and should IGBC encourage?
- Initiate a campaign on the importance of hunters carrying bear spray.

Stop by one of the places listed below, present your current Idaho hunting or fishing license, and receive a FREE can of bear spray*!! *While supplies last.

July 20: Island Park Ranger Station, 3726 Hwy 20, Island Park
 Aug. 3: Teton Basin Ranger District, 495 S. Main St., Driggs
 Aug. 17: Henry's Fork Foundation, 801 Main St., Ashton

Free Can of Bear Spray
 10 AM to 2 PM

Presented by the IDFG Commission "Community Challenge Grant" program, the Western Bear Foundation, and the Idaho Fish & Wildlife Foundation.

Restrictions:

- Must show current Idaho hunting or fishing license.
- Must present a photo ID.
- Limit one can of bear spray per person; max. of two per family.
- Must be 16 years of age or older.

Visit the IDFG Bear Education Trailer and learn how to safely recreate in bear country.



Bear Spray
 What You Need To Know

Read the Label Carefully

Bear spray is a greater chemical formula designed specifically to deter aggressive or attacking bears. It must be registered with the Environmental Protection Agency and the National Department of Health and Human Services. The label on each can of bear spray lists the active ingredients, capacity and related information.

1. Bear spray will clearly deter and not injure bears such as bear deterring or bear spray. Bear spray is not intended for use on humans.

2. This includes the amount of active ingredients, capacity and related information. The amount of active ingredients should be between 1% and 2%.

3. These active ingredients prevent bruising, burning, itching, stinging and tearing, and they are safe for use on humans.

4. The minimum net content for bear spray is 1/2 ounce or 1.4 grams.

5. Read the actual manufacturer's name on the can of bear spray and the name of the manufacturer.

6. Bear spray should be carried in a labeled and readily available at all times. Practical carrying options for hunters and hikers are: 1) Bear spray should only be used to deter or escape an attacking bear.

7. Read the actual manufacturer's name on the can of bear spray and the name of the manufacturer.

8. Bear spray should be carried in a labeled and readily available at all times. Practical carrying options for hunters and hikers are: 1) Bear spray should only be used to deter or escape an attacking bear.

9. Bear spray should be carried in a labeled and readily available at all times. Practical carrying options for hunters and hikers are: 1) Bear spray should only be used to deter or escape an attacking bear.

10. Bear spray should be carried in a labeled and readily available at all times. Practical carrying options for hunters and hikers are: 1) Bear spray should only be used to deter or escape an attacking bear.

11. Bear spray should be carried in a labeled and readily available at all times. Practical carrying options for hunters and hikers are: 1) Bear spray should only be used to deter or escape an attacking bear.

12. Bear spray should be carried in a labeled and readily available at all times. Practical carrying options for hunters and hikers are: 1) Bear spray should only be used to deter or escape an attacking bear.

13. Bear spray should be carried in a labeled and readily available at all times. Practical carrying options for hunters and hikers are: 1) Bear spray should only be used to deter or escape an attacking bear.

14. Bear spray should be carried in a labeled and readily available at all times. Practical carrying options for hunters and hikers are: 1) Bear spray should only be used to deter or escape an attacking bear.

15. Bear spray should be carried in a labeled and readily available at all times. Practical carrying options for hunters and hikers are: 1) Bear spray should only be used to deter or escape an attacking bear.

16. Bear spray should be carried in a labeled and readily available at all times. Practical carrying options for hunters and hikers are: 1) Bear spray should only be used to deter or escape an attacking bear.

17. Bear spray should be carried in a labeled and readily available at all times. Practical carrying options for hunters and hikers are: 1) Bear spray should only be used to deter or escape an attacking bear.

18. Bear spray should be carried in a labeled and readily available at all times. Practical carrying options for hunters and hikers are: 1) Bear spray should only be used to deter or escape an attacking bear.

19. Bear spray should be carried in a labeled and readily available at all times. Practical carrying options for hunters and hikers are: 1) Bear spray should only be used to deter or escape an attacking bear.

20. Bear spray should be carried in a labeled and readily available at all times. Practical carrying options for hunters and hikers are: 1) Bear spray should only be used to deter or escape an attacking bear.

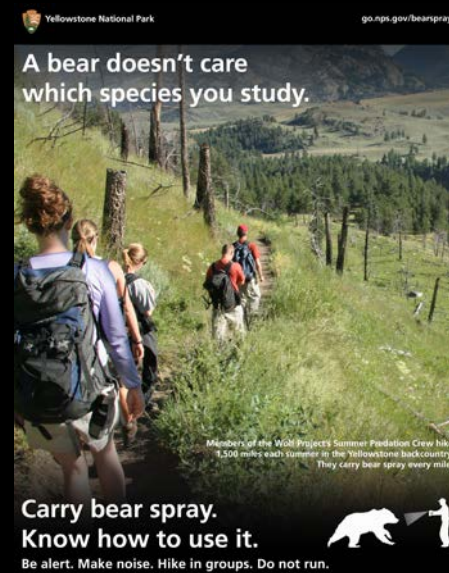


Yellowstone National Park
 go.nps.gov/bearspray

A bear doesn't care which species you study.

Members of the Wolf Project's Summer Predation Crew hike 1,500 miles each summer in the Yellowstone backcountry. They carry bear spray every mile.

Carry bear spray. Know how to use it.
 Be alert. Make noise. Hike in groups. Do not run.

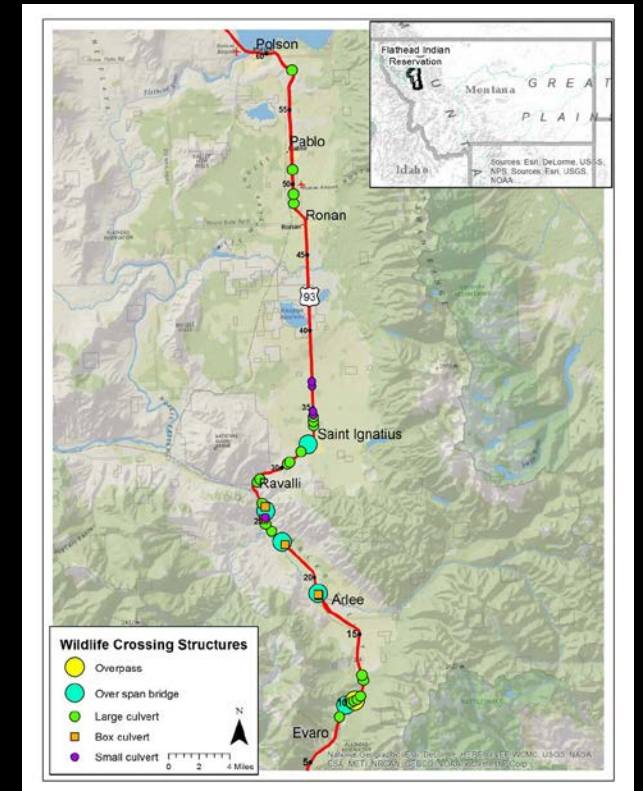


Montana Bear Education Working Group



Automobile Strikes

- Automobile strikes will increase as grizzly bear distribution expands. There is much work to be done on this issue and significant room for improvement.



Automobile Strikes

1. Increase subcommittee engagement and support for scheduled MDT projects (Highway 93 north).
2. Support a NGO coalition to advocate for effective wildlife connectivity measures (see 1-90 Wildlife Bridges Coalition).
3. Increase coordination with MDT and others on research evaluating effective mitigation measures.
 - Identify information and research needs.
4. Develop highway signs to increase driver awareness of the potential for grizzly bear crossings.
5. Continue road kill pickup.
 - Add compost sites where needed.

Railroad Related

- 2019 was a particularly high mortality year for railroad-related mortalities and the issue received significant attention from the public. Historically, train-related mortalities have comprised a much smaller portion of mortalities.
- As the population continues to recover, we anticipate an increasing trend in railroad mortalities, and therefore merits attention by the subcommittee.

Railroad Related

1. Conduct a review of warning systems and other mitigation tools used in other areas.
2. Develop system for evaluating and maintaining fencing to exclude livestock from railway.
3. Notify railroads that we are developing a working group on this issue.

Site-Related Conflict

- Grizzly bears are involved in many types of site conflicts, however the working group selected waste management issues and chickens because of the potential for prevention of these types of conflict.



Site-Related Conflict

1. Provide bear-proof containers to all residences in grizzly bear habitat
 - Gain buy-in from all waste management companies by inviting participation in WG
 - Prioritize focal areas to start campaign, move to other areas later
 - Explore funding options
 - Explore use of regulations and enforcement
2. Chickens
 - Develop billboards to increase awareness of chickens as an attractant and tools to prevent conflict
 - Investigate how to work with local stores to increase awareness and prevention
 - Explore use of regulations and enforcement
3. Improve messaging on the importance of reporting bear conflicts