

Yellowstone National Park Bear-Human Conflict Report - 2018



Yellowstone National Park Visitation - 2018

4.1 Million Visits

791,238 Overnight Stays in Roadside Campgrounds

632,913 Overnight Stays in Hotels, Lodges, Cabins

41,759 Overnight Stays in Backcountry Campsites





Major Developments: 7
Lodging Units: 2,170
Guests per night: 8,300
Campgrounds: 12

Picnic Areas: 52
Gas Stations: 7
Boat Launches: 2
Full Service Marina: 1

Hiking Trails: >1,000 miles
Boardwalk Trails: 15 miles
301 Backcountry Campsites
Capacity of 3,112 People & 1,165 horses/night

**Goal is to Prevent Conflicts
Before they Occur**



A bear doesn't care
if you're a movie star.



Jeff Bridges
Actor & Part-Time Montana Resident

Carry bear spray.
Know how to use it.

Be alert. Make noise. Hike in groups. Do not run.



A bear doesn't care if
you climbed to the
top of the world.



Conrad Anker
Alpinist

Carry bear spray.
Know how to use it.

Be alert. Make noise. Hike in groups. Do not run.



Bear Spray Surveys - 2018

Percent Carrying Bear Spray:

**Backpackers: 47% of people
81% of groups**

**Day Hikers: 21% of people
46% of groups**

**Boardwalks: 1% of people
3% of groups**



Bear Spray Deployment - 2018



- **Bear Spray Successfully Deployed 4 Times**
- **1 Minor Injury but Successfully Deterred Bear**

Hiking Group Size Recommendation: 3 or more



Backpacker Most Common Group Size = 2
Day Hiker Most Common Group Size = 2

YCC, Ground Work USA & YNP Bear Management Staff Installed 162 Bear-proof Food Storage Lockers in 2018



825 of 1,907 (43%) Campsites Now Have Bear Boxes



**Food Storage Lockers are Installed by
High School Age Youth Which helps
Promote a Conservation Ethic
In The Leaders Of The Future**



WARNING



Removal of this sign may result in INJURY to others
and is punishable by law

**THERE IS NO GUARANTEE OF YOUR SAFETY
WHILE HIKING OR CAMPING IN BEAR COUNTRY**

**Posted 15 Areas with
Bear Warnings due to
Grizzly Activity in
Visitor Use Areas**



WARNING

**DUE TO BEAR DANGER
AREA BEYOND THIS SIGN**



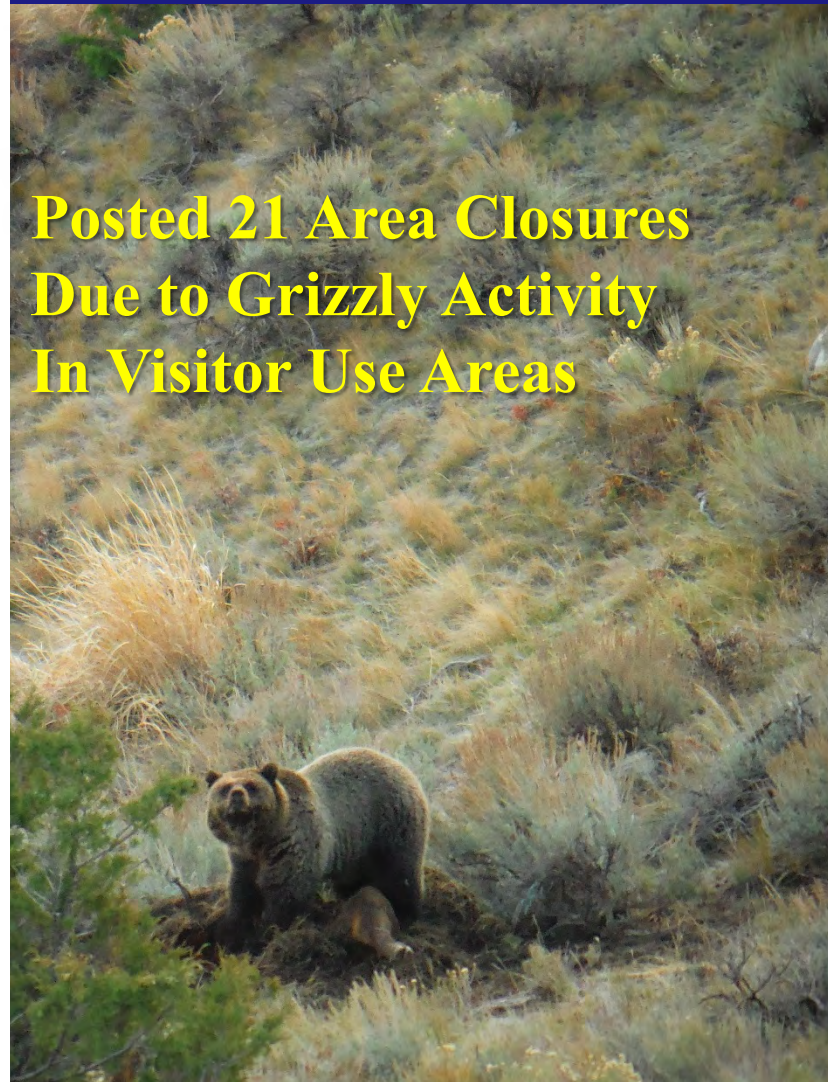
CLOSED

TO ALL TRAVEL

Removal of this sign may result in
INJURY to others and is punishable by law.

Date posted: _____

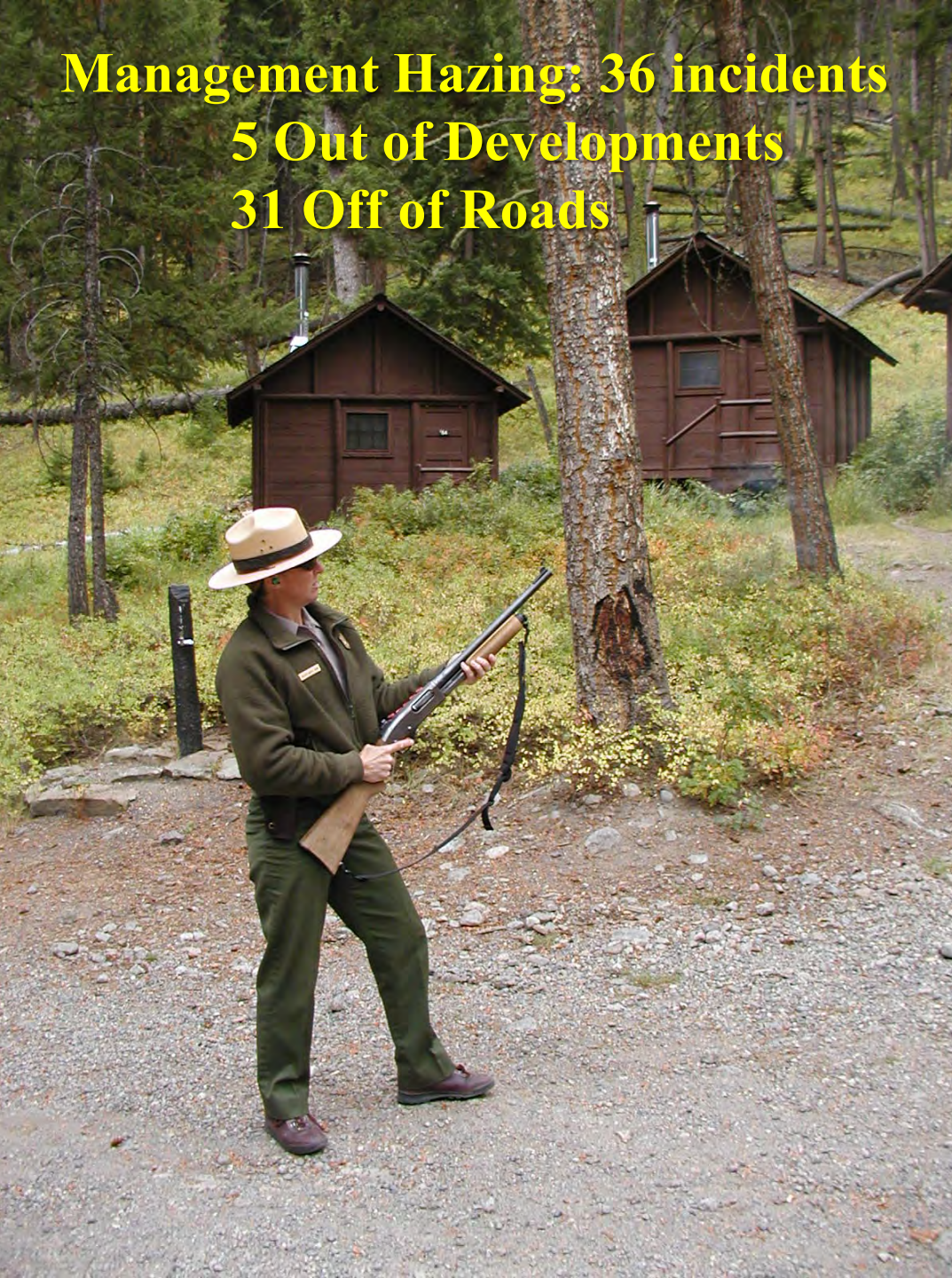
**Posted 21 Area Closures
Due to Grizzly Activity
In Visitor Use Areas**



Carcass Management
Moved 87 Large Mammal Carcasses
From Visitor Use Areas in 2018



Management Hazing: 36 incidents
5 Out of Developments
31 Off of Roads





Bear-jams Reported:

240 Grizzly Bear

481 Black Bear

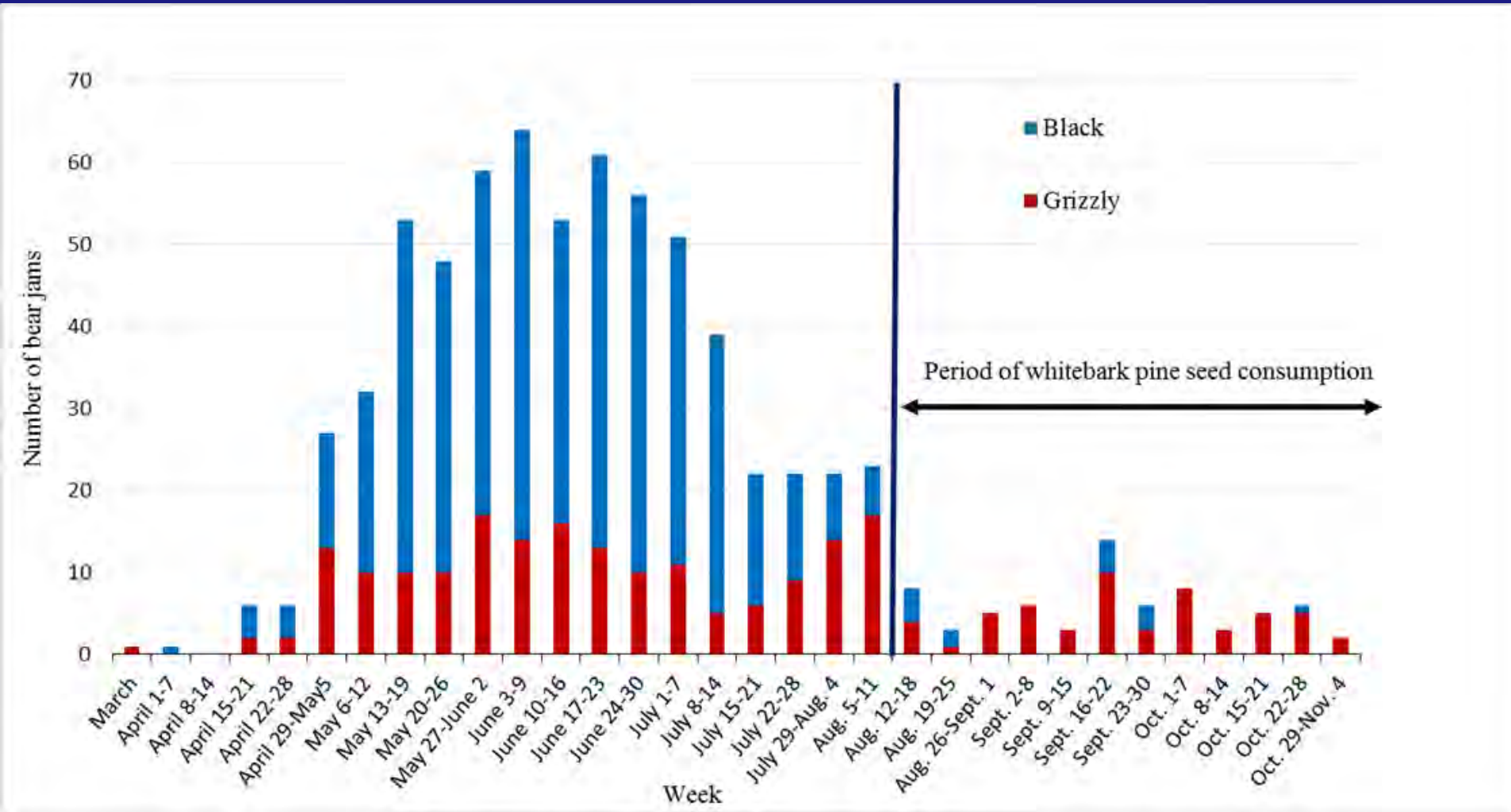
Total: 721 Bear-jams

721 Total Bear-jams (Including Black Bears)



Park Staff Present at 591 (82%) Bear-jams

Number of Bear-jams by Week - 2018



Grizzly Bear Encounters in Backcountry Areas: 37



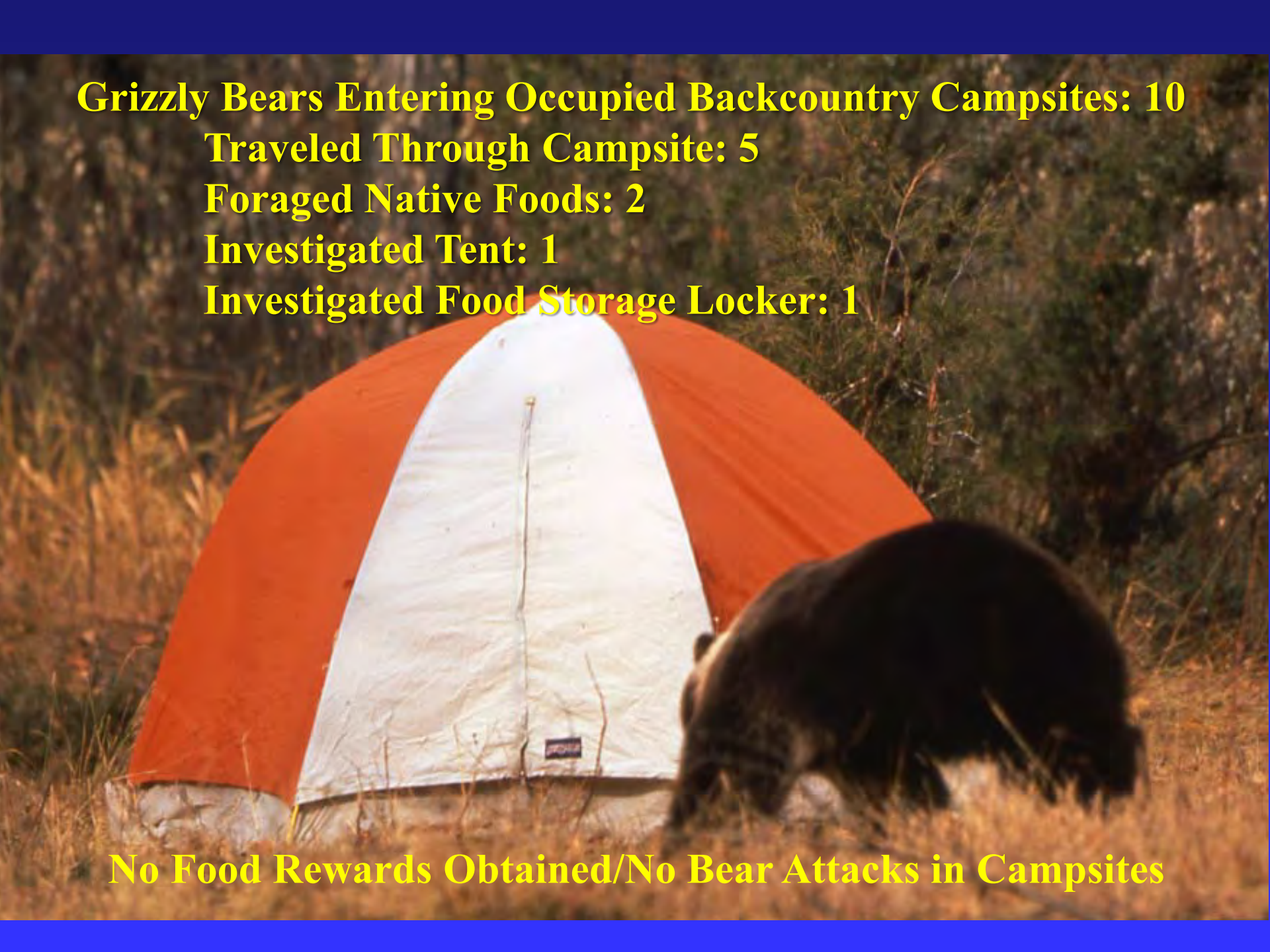
Grizzly Bears Responded by Charging: 9 (24%)

Did Not Make Contact in 8 Incidents



Grizzly Bears Entering Occupied Backcountry Campsites: 10
Traveled Through Campsite: 5
Foraged Native Foods: 2
Investigated Tent: 1
Investigated Food Storage Locker: 1

No Food Rewards Obtained/No Bear Attacks in Campsites



Grizzly Bear-Human Conflicts

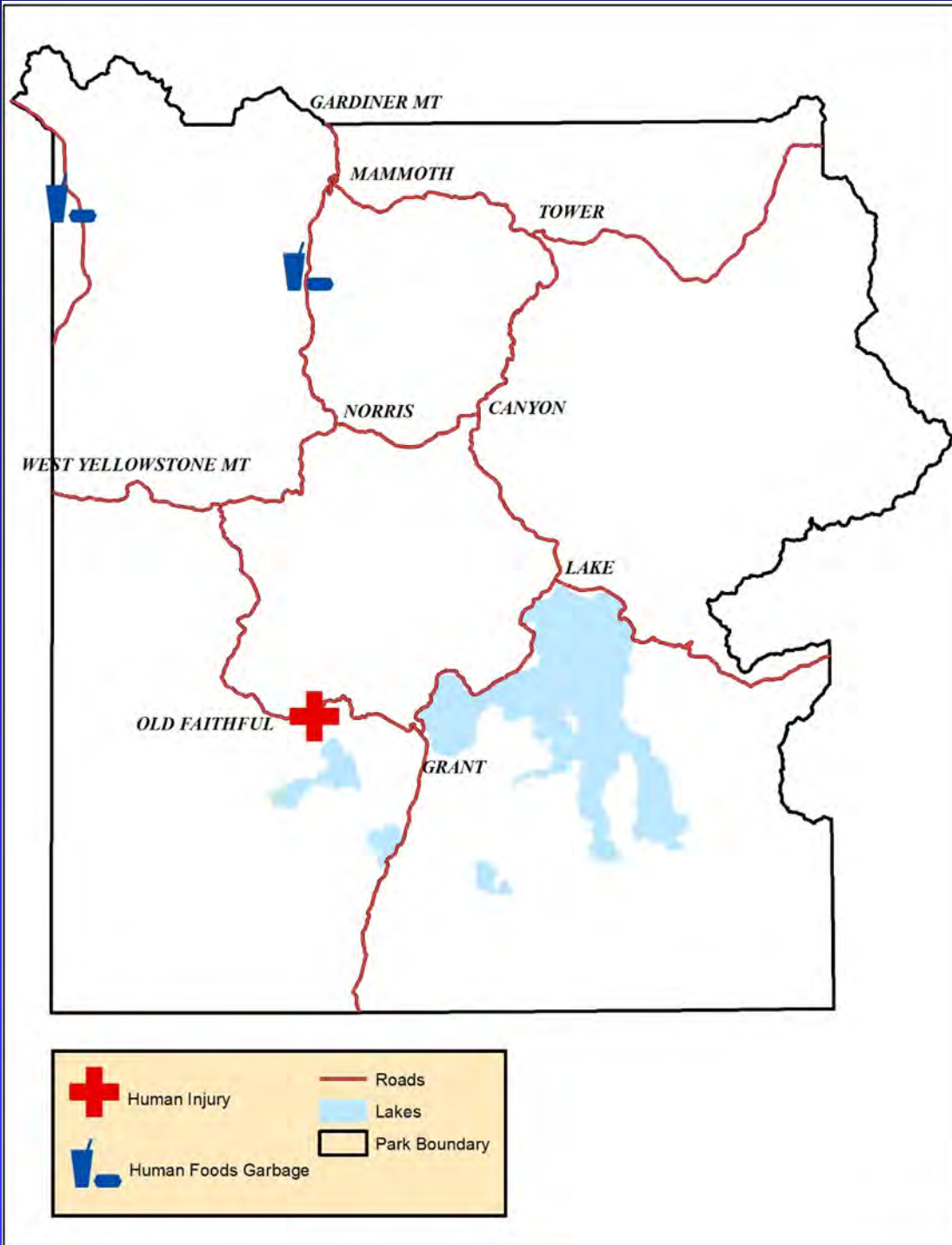
Property Damage No Food reward: 0

Property Damage - Food Reward: 2

Human Injury: 1

Total Conflicts: 3





Bear Inflicted Human Injury



Risk of Bear Attack

A photograph of a brown bear walking through tall grass and brush. The bear is looking towards the camera with its mouth slightly open, showing its teeth. The background is a natural, wooded area with trees and more vegetation.

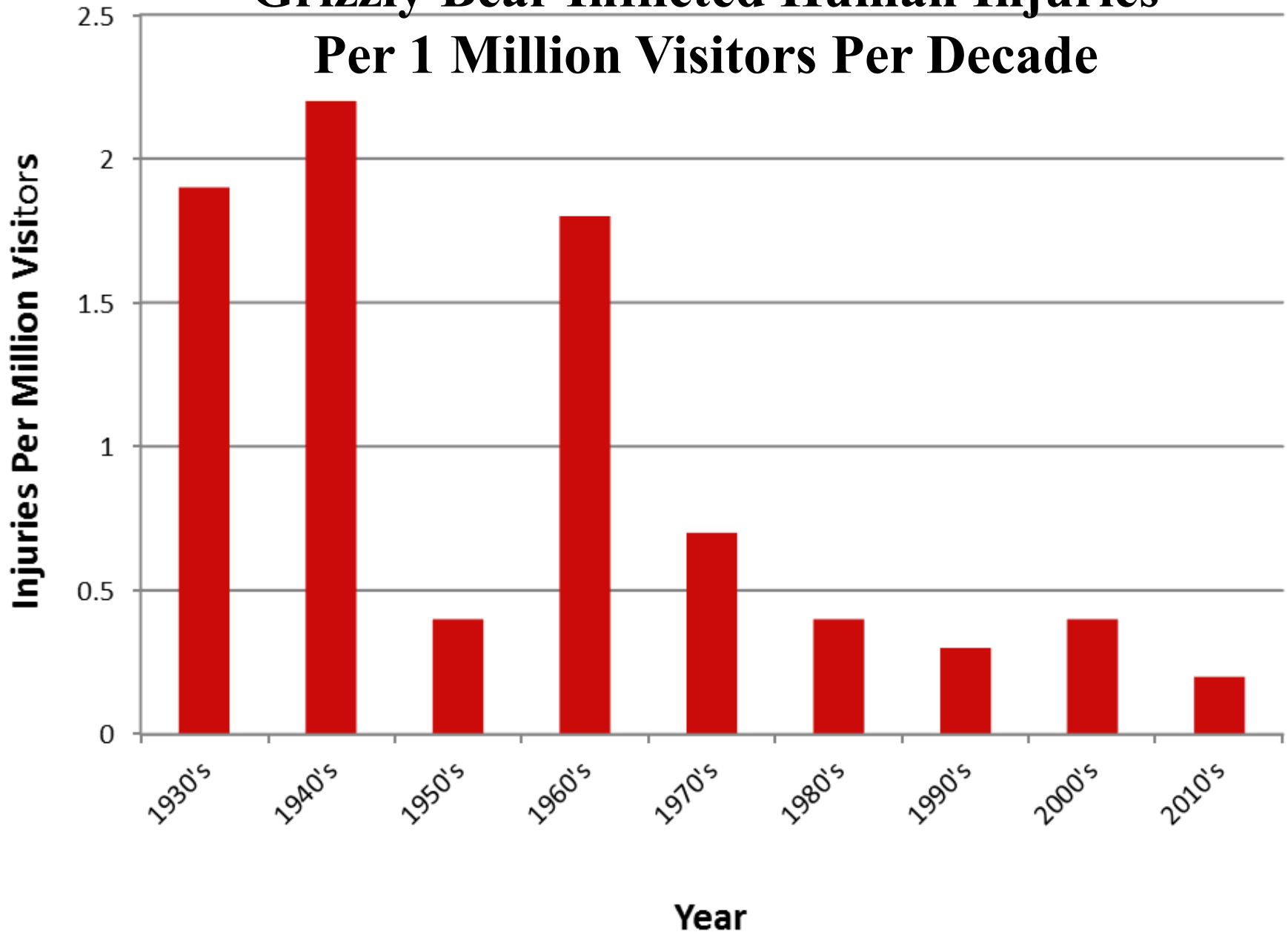
Front-country Recreation: 1 in 59.5 million visits

Camping in Roadside Campground: 1 in 26.6 million overnight stays

Camping in the Backcountry Campsite: 1 in 1.7 million overnight stays

Hiking in the Backcountry: 1 in 232,612 person use days

Grizzly Bear Inflicted Human Injuries Per 1 Million Visitors Per Decade



Management Capture & Relocation: 0



Management Removals (Euthanize or to Zoo): 0



Grizzly Bear Management Actions

Warnings Posted: 15

Area Closures: 21

Carcass Removal: 87

Bear-jam Management: 180

Hazing: 36

Capture & Relocate: 0

Capture & Remove: 0

Total Management Actions: 339





Vehicle Strike Mortality: 0





Number of grizzly bear mortalities per year

- Undertermined cause
- Human-caused
- Natural cause

1959

1960s

1970s

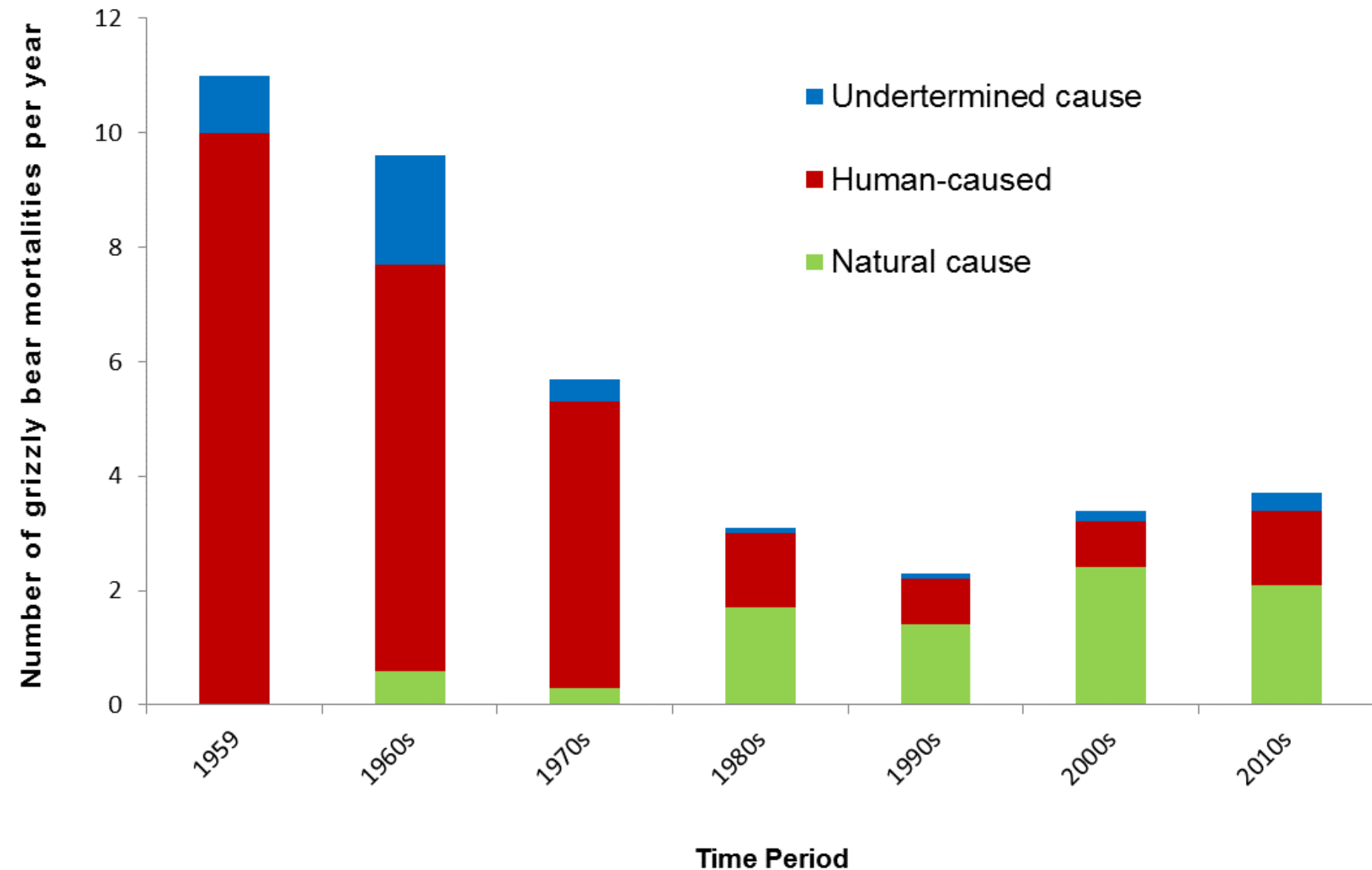
1980s

1990s

2000s

2010s

Time Period



Human-caused Grizzly Bear Mortality in YNP 2009 – 2018 (n = 12)



Management Removal - Backcountry Conflicts: 8 (67%)
Vehicle Strike Mortality: 3 (25%)
Management Removal from Developed Sites: 1 (8%)

© rscokphotography

Bears are waking up in Yellowstone National Park



**Be Alert
Hike in Groups >3
Carry Bear Spray**

Be Safe Out There!