

Yellowstone National Park Human-Bear Conflict Report - 2021



NPS Photo: J. Hadley

Yellowstone National Park Visitation - 2021



**4.86 Million Visits (busiest year on record)
95% of visits occurred May – October
25,076 visits per day**

Photo: N. Nichols

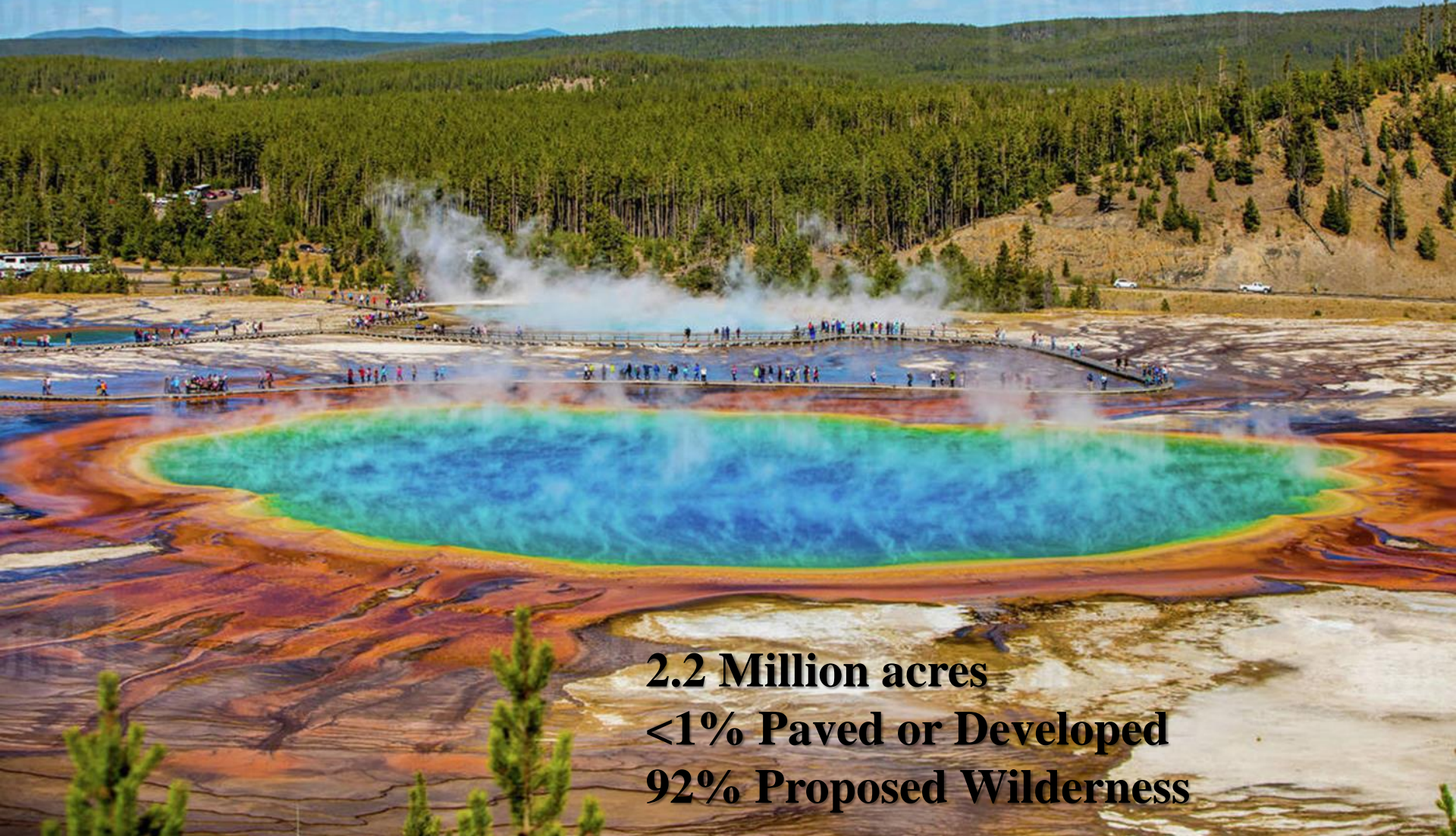


557,915 Overnight Stays in Roadside Campgrounds

43,298 Overnight Stays in Backcountry Campsites

Photo: N. Nichols

Yellowstone National Park



2.2 Million acres
<1% Paved or Developed
92% Proposed Wilderness



Pre-emptive Conflict Prevention - 2021

Photo: N. Nichols

**YCC, MCC, GROUND WORK USA Youth Work Programs &
YNP Bear Management Staff Installed
187 Bear-proof Food Storage Lockers in 2021**



1,162 of 1,907 (61%) Campsites Now Have Bear Boxes



**Food Storage Lockers are Installed by
High School Age Youth Which helps
Promote a Conservation Ethic
In The Leaders Of The Future**





300 Designated Backcountry Campsites



Food Storage Pole ($n=260$)
Food Storage Locker ($n=40$)

A Food Storage Device is Provided at all 300 Backcountry Campsites

**Posted 18 areas with
Bear Warnings due to
Grizzly Activity in Visitor Use Areas**

WARNING



FREQUENTING AREA

Removal of this sign may result in INJURY to others
and is punishable by law

**THERE IS NO GUARANTEE OF YOUR SAFETY
WHILE HIKING OR CAMPING IN BEAR COUNTRY**

WARNING

**DUE TO BEAR DANGER
AREA BEYOND THIS SIGN**



CLOSED
TO ALL TRAVEL

Removal of this sign may result in
INJURY to others and is punishable by law.

Date posted: _____

P-1751

J. L. DARLING CORP.
DNR 180-1714

**Posted 19 Area Closures
Due to Grizzly Activity
In Visitor Use Areas**



Carcass Management

**Moved 105 Large Mammal Carcasses
From Visitor Use Areas in 2021**



32 Elk

31 Bison

28 Mule Deer

5 Black Bear

4 Coyote

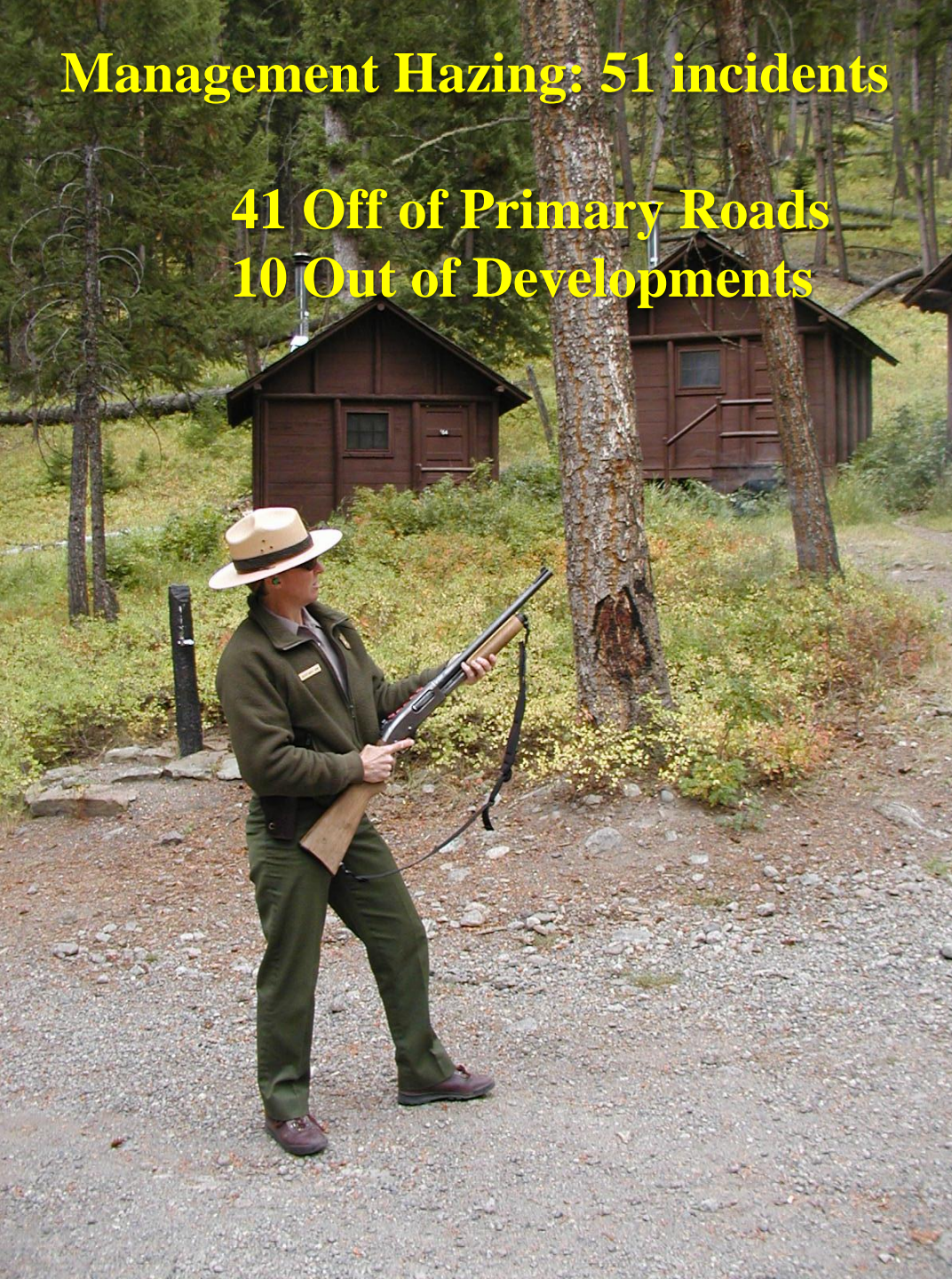
2 Pronghorn

1 Bighorn Sheep

1 Grizzly Bear

Management Hazing: 51 incidents

41 Off of Primary Roads
10 Out of Developments





Bear-jams Reported:

342 Grizzly Bear

479 Black Bear

4 Species Not Reported

Total: 825 Bear-jams

342 Grizzly Bear-jams



Park Staff Present at 221 (65%) Bear-jams

479 Black Bear-jams

Park Staff Present at 420 (88%)



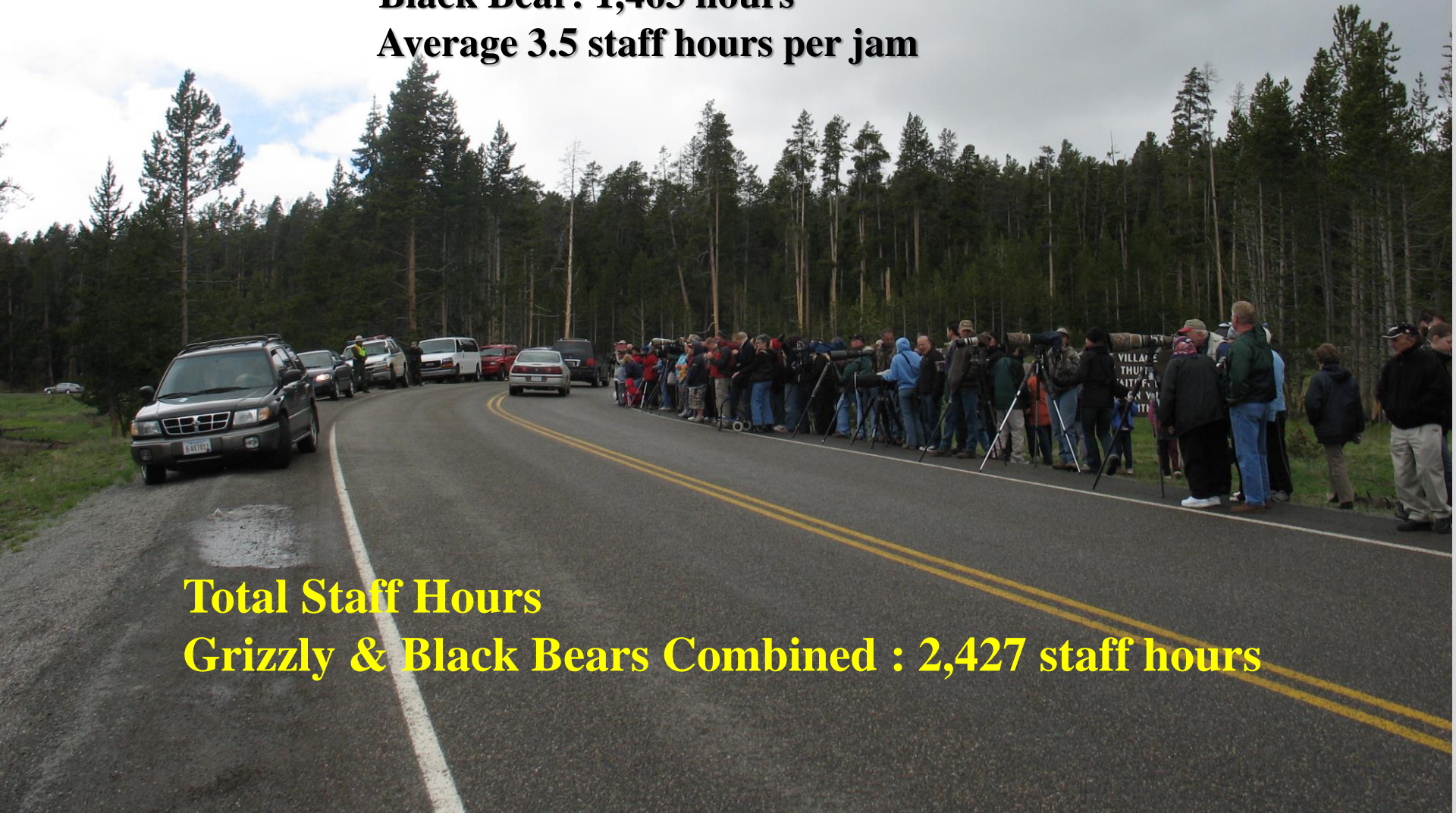
Staff Hours Managing Grizzly Bear-jams

Grizzly: 964 hours

Average: 4.4 Staff hours per jam

Black Bear: 1,463 hours

Average 3.5 staff hours per jam



Total Staff Hours

Grizzly & Black Bears Combined : 2,427 staff hours

A photograph showing a person from behind, wearing a black jacket and a red scarf, standing in a snowy field. A brown bear is standing on its hind legs, facing the person. The background is a snowy forest with bare trees.

**Need to Develop Better
Ways to Promote Proper
Bear Viewing Etiquette
Among Park Visitors**

**Is Your Photo
Worth Scaring a Cub?**



**Please Stand Back
At Least 100 Yards!**

Give Us Room To Live!



53 Reported Backcountry Human-Grizzly Bear Encounters




Grizzly Bears Responded by Charging: 9 (17%)



Bears Made Contact in 1 of 9 Charging Incidents

Bear Spray Deployment - 2021



- **Bear Spray Deployed 4 Times on Grizzlies**
- **Grizzlies did not make contact in any of those 4 incidents**

Bear Spray Surveys - 2021

Percent Carrying Bear Spray:

**Backpackers: 53% of people
83% of groups**

**Day Hikers: 23% of people
52% of groups**



Hiking Group Size Recommendation: 3 or more

Backpacker Most Common Group Size = 1 & 4
Day Hiker Most Common Group Size = 2



Human - Grizzly Bear Conflicts 2021

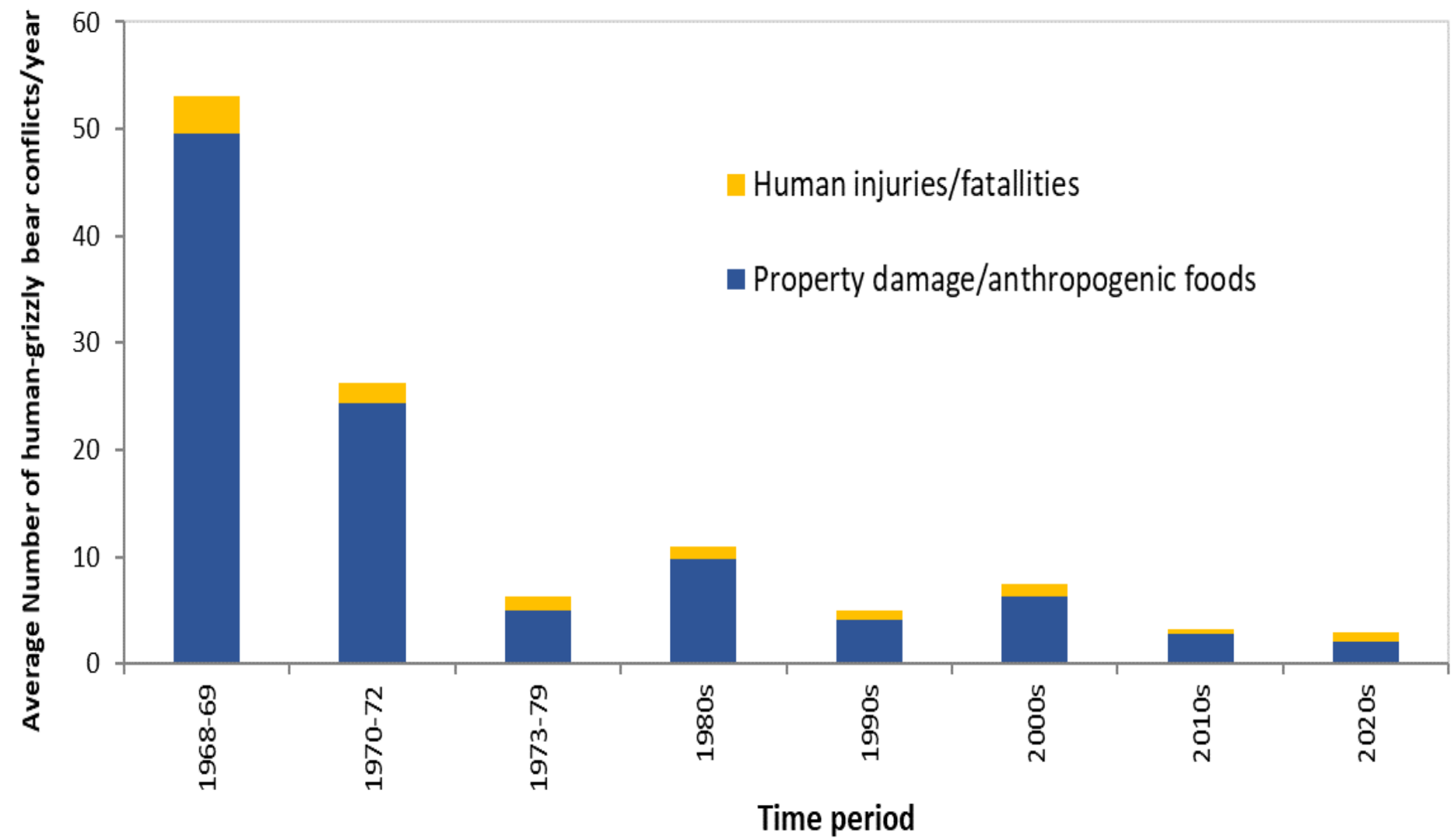
Property Damage No Food Reward: 2

Human Food Obtained: 1

Human Injury: 1

Total Conflicts: 4





Management Capture & Relocation: 0



Management Removals of Conflict Bears: 0



Grizzly Bear Management Actions

Bear Warnings Posted: 18

Temporary Closures: 19

Wildlife Carcass Removal: 105

Bear-jam Management: 221

Hazing: 51

Capture & Relocate: 0

Capture & Remove: 0

Total Management Actions: 414



Photo: E. Johnston



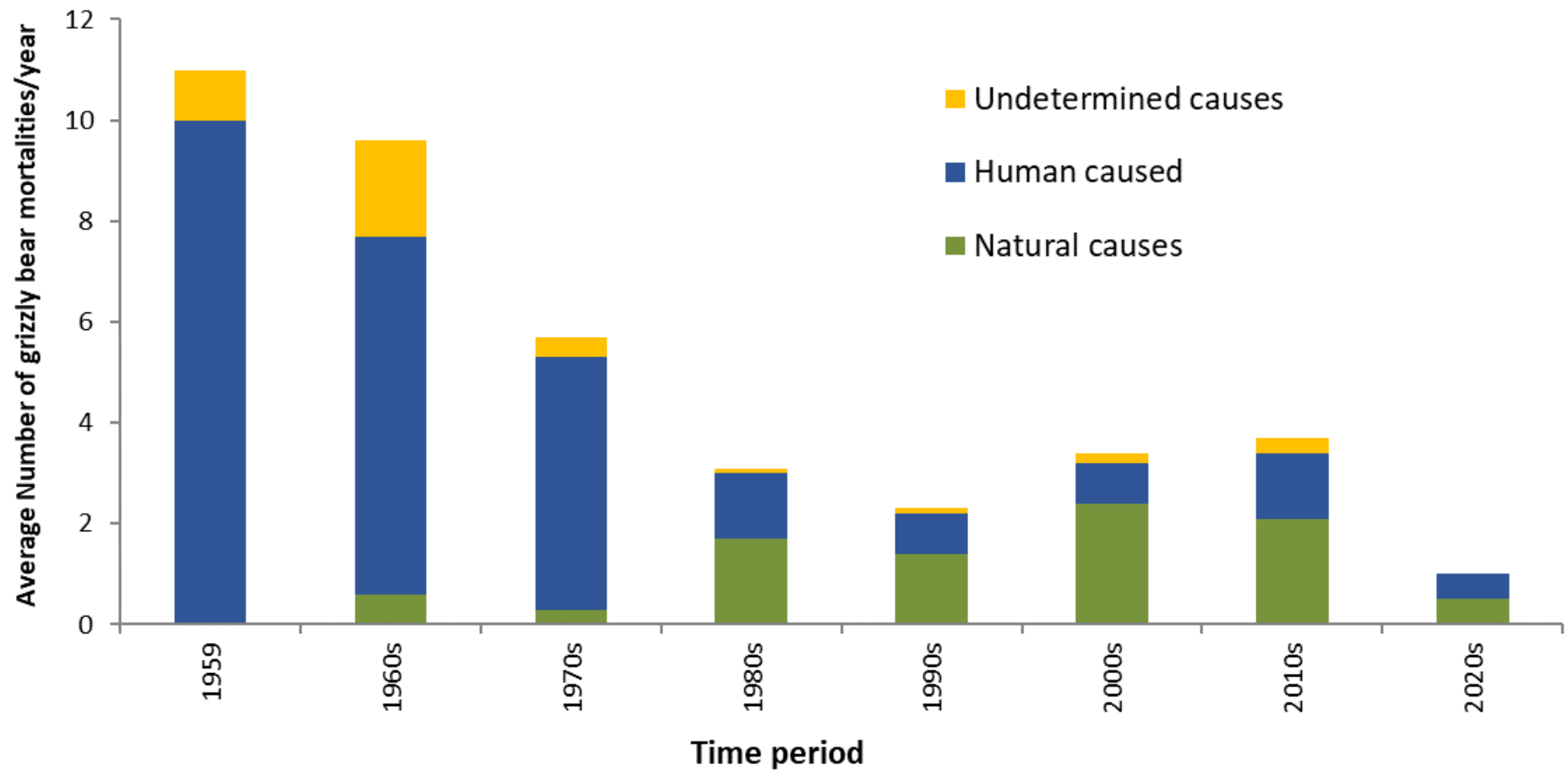
Vehicle Strike Mortality: 1 adult male



Human-caused Grizzly Bear Mortality in YNP 2009 – 2021 (n = 13, average = 1 per year)

Management Removal - Backcountry Conflicts: 8 (62%)
Vehicle Strike Mortality: 4 (31%)
Management Removal from Developed Sites: 1 (8%)

© rcookphotography



Risk of Bear Attack 1979 - 2021

Front-country Recreation: 1 in 65.8 million visits

Camping in Roadside Campground: 1 in 28.2 million overnight stays

Camping in the Backcountry Campsite: 1 in 1.8 million overnight stays

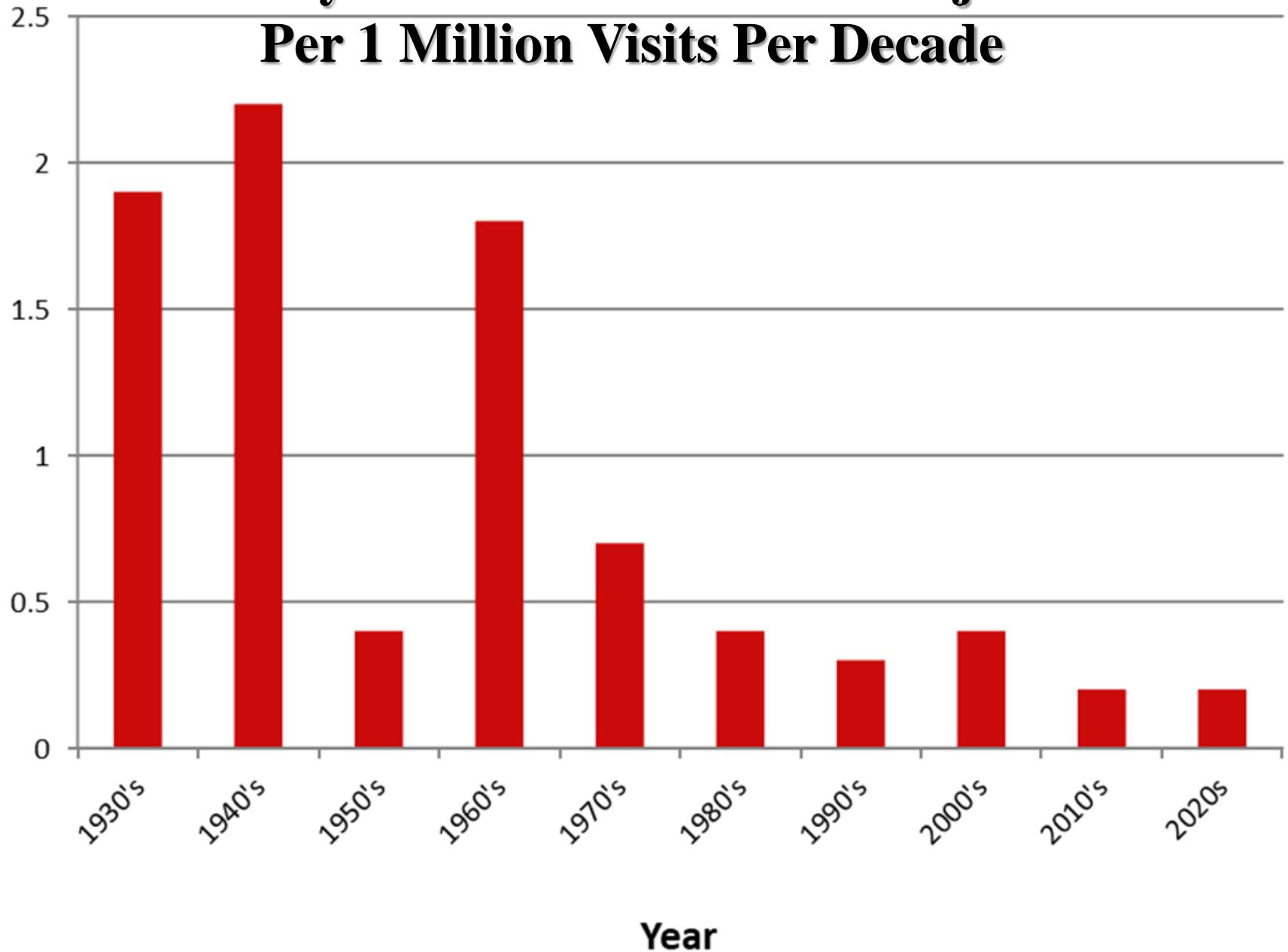
Hiking in the Backcountry: 1 in 299,000 backcountry days

Backcountry Recreationalists: 1 attack per 91 backcountry encounters

Photo: b. Ertel

Grizzly Bear Inflicted Human Injuries Per 1 Million Visits Per Decade

Injuries Per One Million Visits



YNP's First Grizzly Bear Sighting of 2022: March 7th

A photograph of a grizzly bear with a white patch on its chest, sitting in the snow and eating a carcass. The bear is surrounded by dry grass and snow. The background is a snowy, hilly landscape.

**Be Alert
Hike in Groups >3
Carry Bear Spray**

Be Safe!

The End



NPS Photo: D. Schneider