


Yellowstone National Park Human-Bear Conflict Report - 2022



NPS Photo: J. Hadley

Yellowstone National Park Visitor Services



Major Developments: 7
Lodging Units: 2,170
Guests per night: 8,300
Campgrounds: 12

Hiking Trails: >1,000 miles
Boardwalk Trails: 15 miles
300 Backcountry Campsites
Capacity of 3,112 People & 1,165 horses/night

Picnic Areas: 52
Gas Stations: 7
Boat Launches: 2
Full Service Marina: 1

Yellowstone National Park Visitation - 2022

3.29 Million Visits

92% of visits occurred May – October

16,478 visits per day

Photo: N. Nichols

A brown bear is standing in a shallow stream, looking towards the right. The water is dark and rippled. The background is a dense forest with tall trees and green foliage. The bear's fur is wet and dark brown. The stream is surrounded by tall, dry grass and some fallen logs.

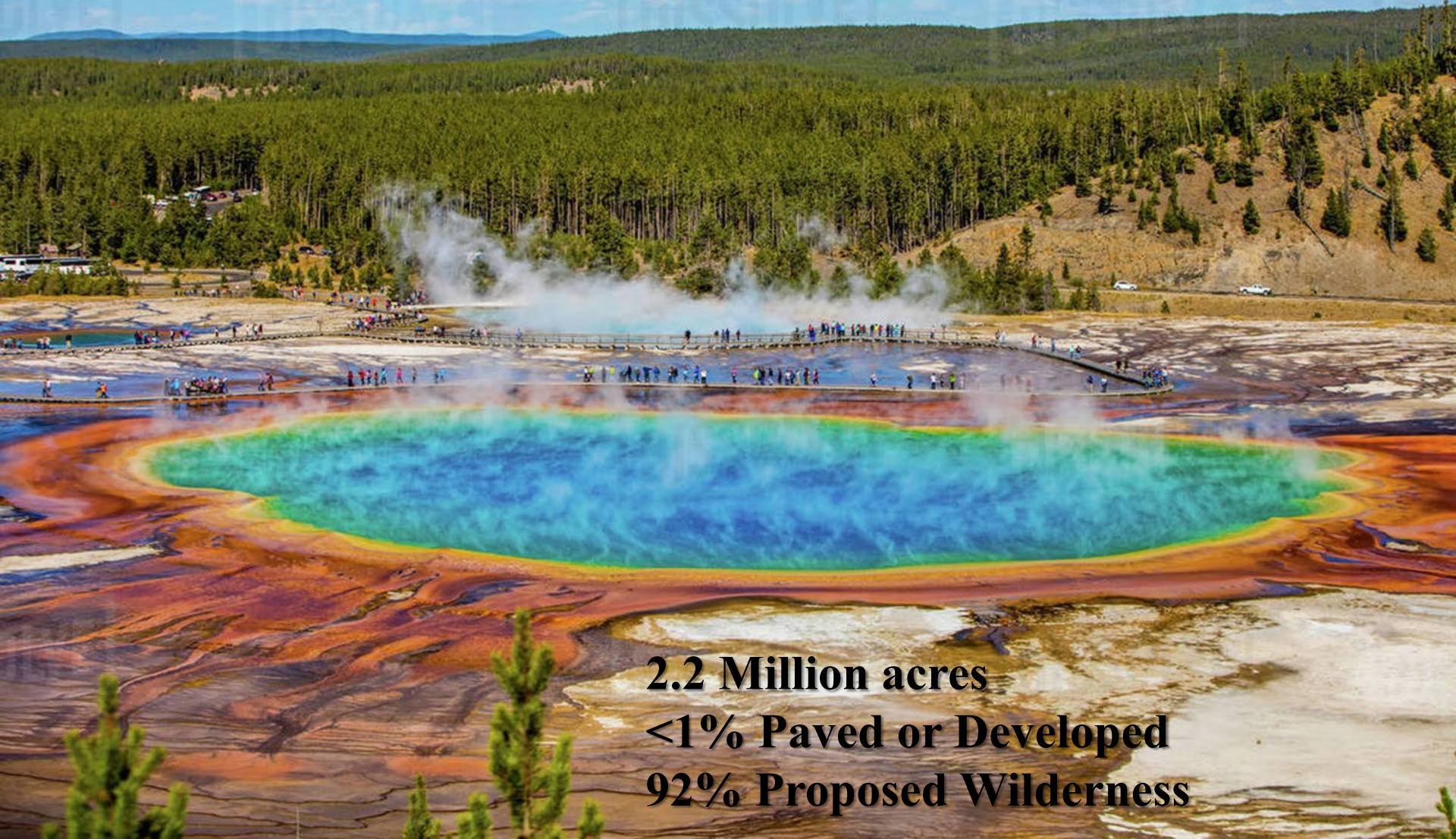
Campsite Overnight Stays

474,929 Overnight Stays in Roadside Campgrounds

34,714 Overnight Stays in Backcountry Campsites

Photo: N. Nichols

Yellowstone National Park



2.2 Million acres
<1% Paved or Developed
92% Proposed Wilderness



Conflict Prevention – 2022

Photo: N. Nichols

**YCC, MCC, GROUND WORK USA Youth Work Programs &
YNP Bear Management Staff Installed
172 Bear-proof Food Storage Lockers in 2022**



1,346 of 1,914 (70%) Campsites Now Have Bear Boxes



8 of 11 Campgrounds Completed



**Food Storage Lockers are Installed by
High School Age Youth Which helps
Promote a Conservation Ethic
In The Leaders Of The Future**





297 Designated Backcountry Campsites



Food Storage Pole ($n=257$)
Food Storage Locker ($n=40$)

A Food Storage Device is Provided at all 297 Backcountry Campsites

**Posted 14 areas with
Bear Warnings due to
Grizzly Activity in Visitor Use Areas**

WARNING



FREQUENTING AREA

Removal of this sign may result in INJURY to others
and is punishable by law

**THERE IS NO GUARANTEE OF YOUR SAFETY
WHILE HIKING OR CAMPING IN BEAR COUNTRY**

WARNING

**DUE TO BEAR DANGER
AREA BEYOND THIS SIGN**



CLOSED
TO ALL TRAVEL

Removal of this sign may result in
INJURY to others and is punishable by law.

Date posted: _____

P-1791

J. L. DARLING CORP.
DNR 183-1714

**Posted 20 Trail/Area Closures
Due to Grizzly Activity
In Visitor Use Areas**



Carcass Management

A photograph of five brown bears in a natural, grassy environment. One bear is standing at the top, looking down. Another is on the right, also looking down. Three other bears are clustered together in the center, focused on a carcass lying on the ground. The bears have thick brown fur and are surrounded by green grass and some low-lying shrubs.

**Moved 83 Large Mammal Carcasses
From Visitor Use Areas in 2022**

A high-angle photograph of a brown bear standing over a dead bison in a field of dry grass and dirt. The bear is positioned in the upper center of the frame, looking towards the camera. The bison is lying on its back, with its head and front legs visible. The bear's fur is a mix of brown and black, and it has a red collar around its neck. The bison's fur is a lighter brown color. The ground is a mix of dirt and dry grass, with some green patches. The lighting is bright, suggesting a sunny day.

28 Elk

22 Mule Deer

20 Bison

6 Black Bear

3 Coyote

1 Moose

1 Pronghorn

1 Domestic Mule

Management Hazing: 58 incidents

Bean Bag Rounds

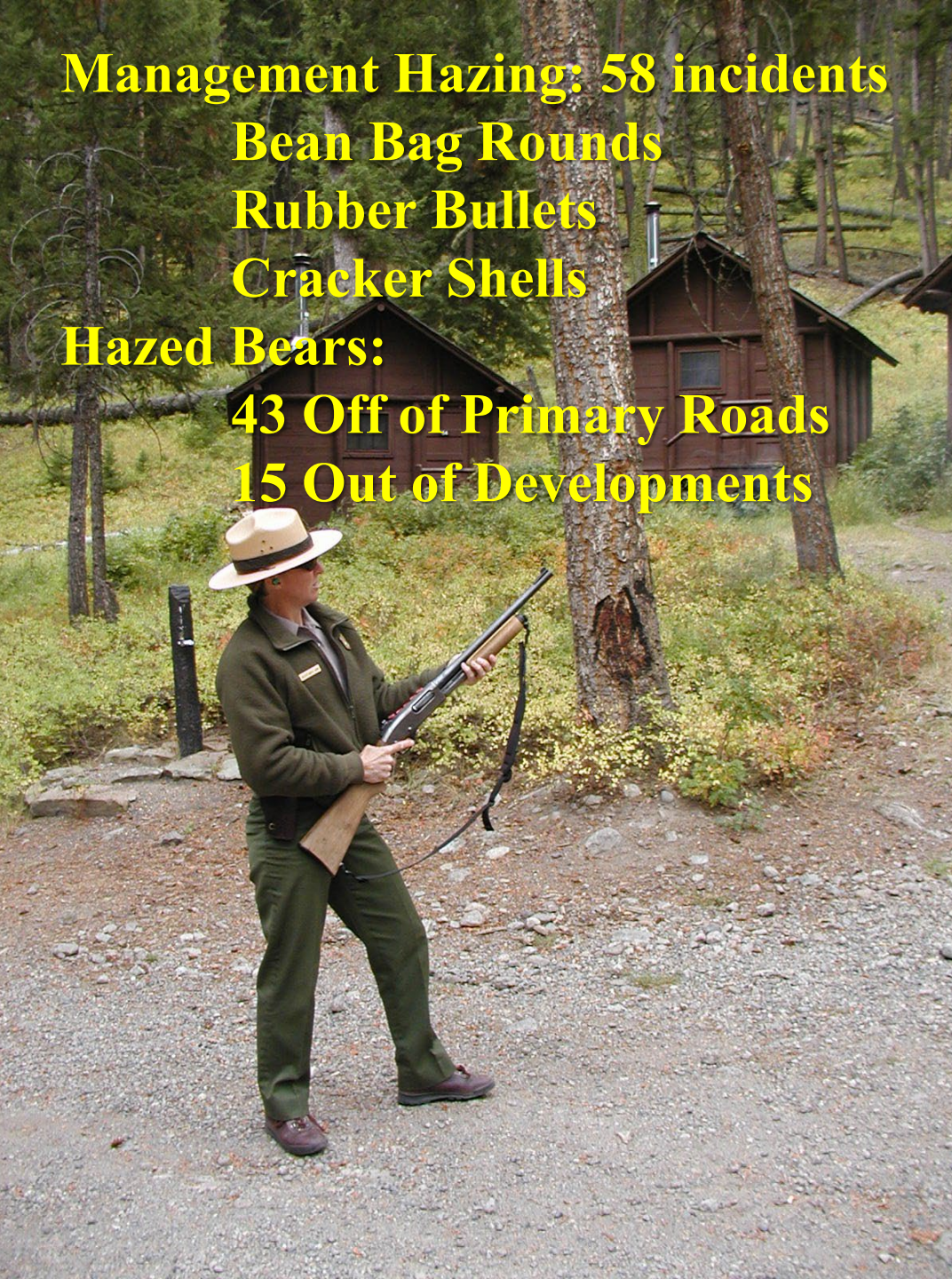
Rubber Bullets

Cracker Shells

Hazed Bears:

43 Off of Primary Roads

15 Out of Developments





Bear-jams Reported:

396 Grizzly Bear

587 Black Bear

3 Species Not Reported

Total: 986 Bear-jams

Park Staff Managed 251 of 396 Grizzly Bear-jams



No Park Staff Present at 145 (37%) of Bear-jams

587 Black Bear-jams

Park Staff Present at 498 (85%)



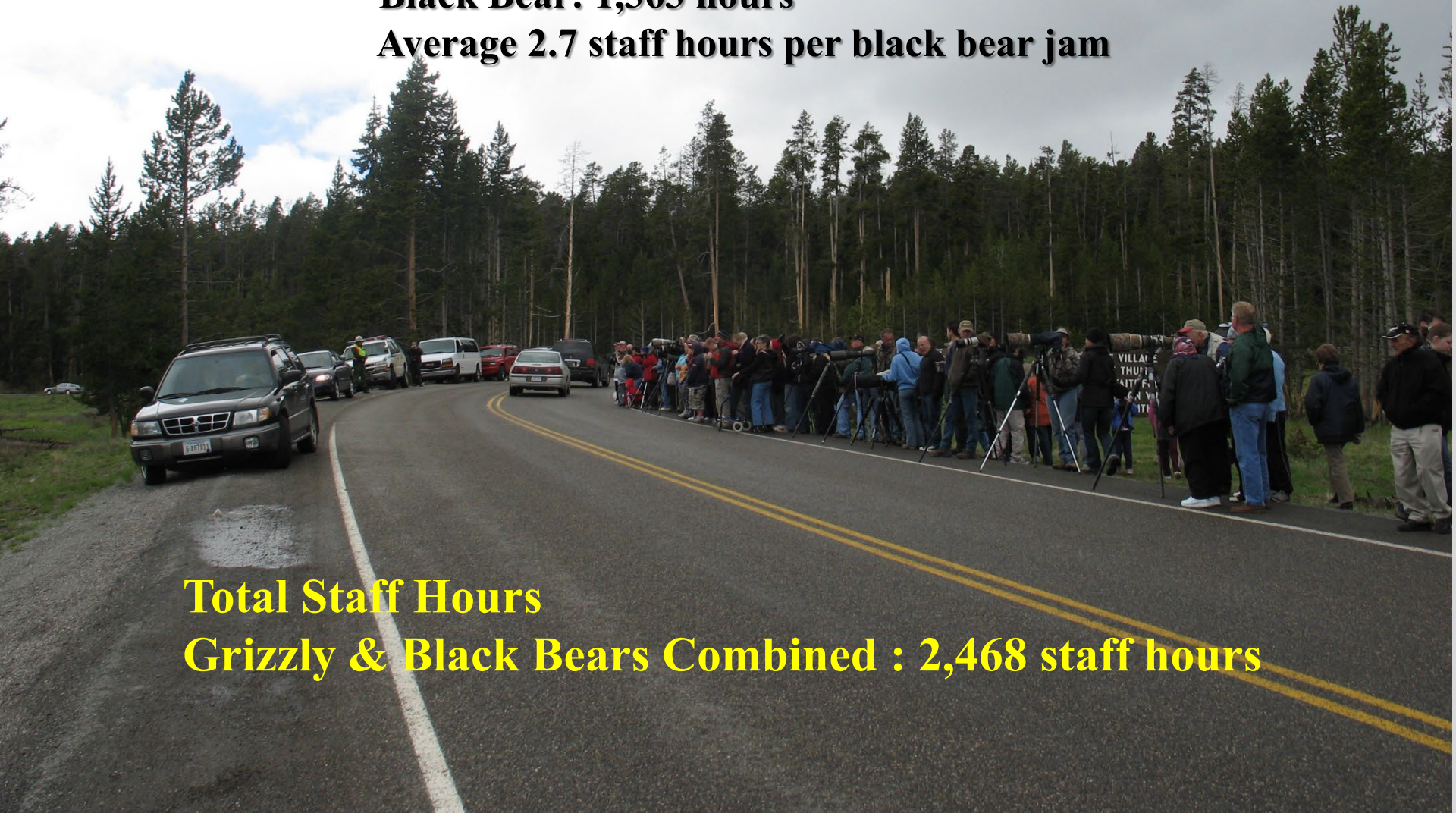
Staff Hours Managing Grizzly Bear-jams

Grizzly: 1,104 hours

Average: 4.4 Staff hours per grizzly jam

Black Bear: 1,363 hours

Average 2.7 staff hours per black bear jam



Total Staff Hours

Grizzly & Black Bears Combined : 2,468 staff hours



**Need to Develop Better
Ways to Promote Proper
Bear Viewing Etiquette
Among Park Visitors**

**Is Your Photo
Worth Scaring a Cub?**



**Please Stand Back
At Least 100 Yards!**

Give Us Room To Live!



28 Reported Backcountry Human-Grizzly Bear Encounters



Grizzly Bears Responded by Charging: 3 (11%)



Bears did not make contact in any of the 3 incidents

Bear Spray Deployment - 2022



- **Bear Spray Deployed 4 Times on Grizzlies**
- **Grizzlies did not make contact in any of those 4 incidents**

Bear Spray Surveys - 2022

Percent Carrying Bear Spray:

**Backpackers: 91% of people
97% of groups**

**Day Hikers: 30% of people
54% of groups**



Hiking Group Size Recommendation: 3 or more

Backpacker Most Common Group Size = 2
Day Hiker Most Common Group Size = 2



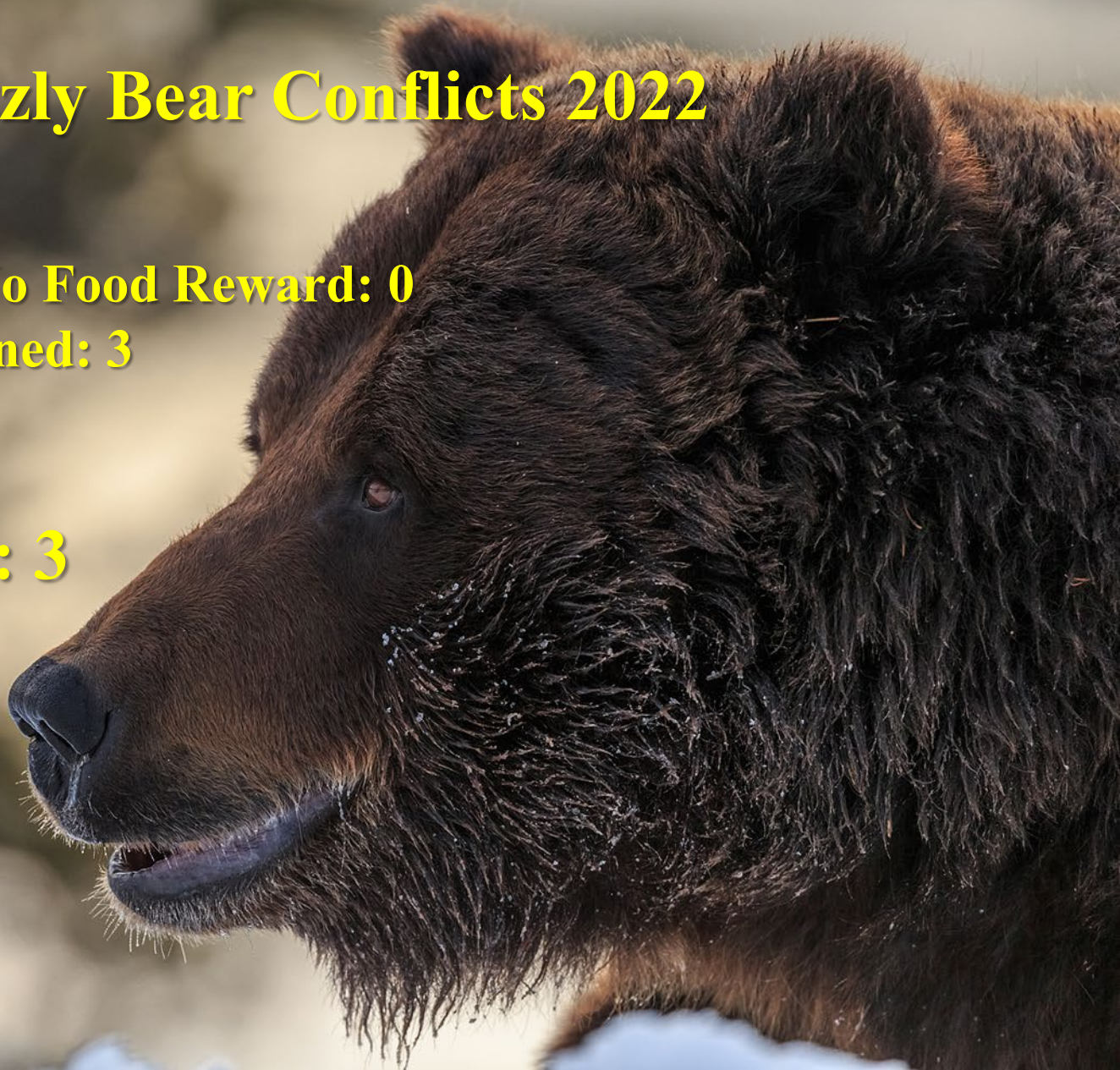
Human - Grizzly Bear Conflicts 2022

Property Damage No Food Reward: 0

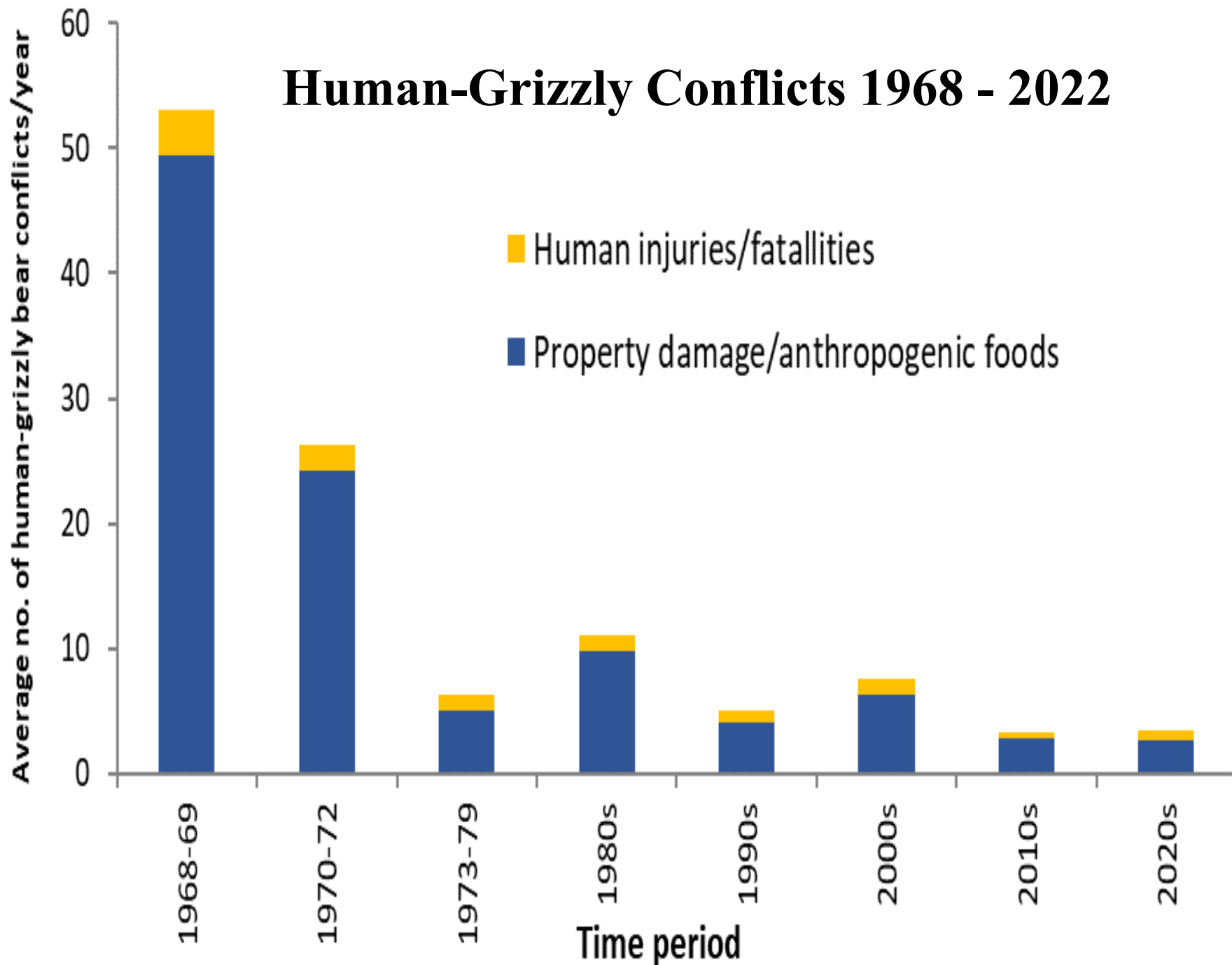
Human Food Obtained: 3

Human Injury: 0

Total Conflicts: 3



Human-Grizzly Conflicts 1968 - 2022



Management Capture & Relocation: 0



Management Removals of Conflict Bears: 0



Grizzly Bear Management Actions

Bear Warnings Posted: 14

Temporary Closures: 20

Wildlife Carcass Removal: 83

Bear-jam Management: 251

Hazing: 58

Capture & Relocate: 0

Capture & Remove: 0

Total Management Actions: 426



Photo: E. Johnston



Vehicle Strike Mortality: 0

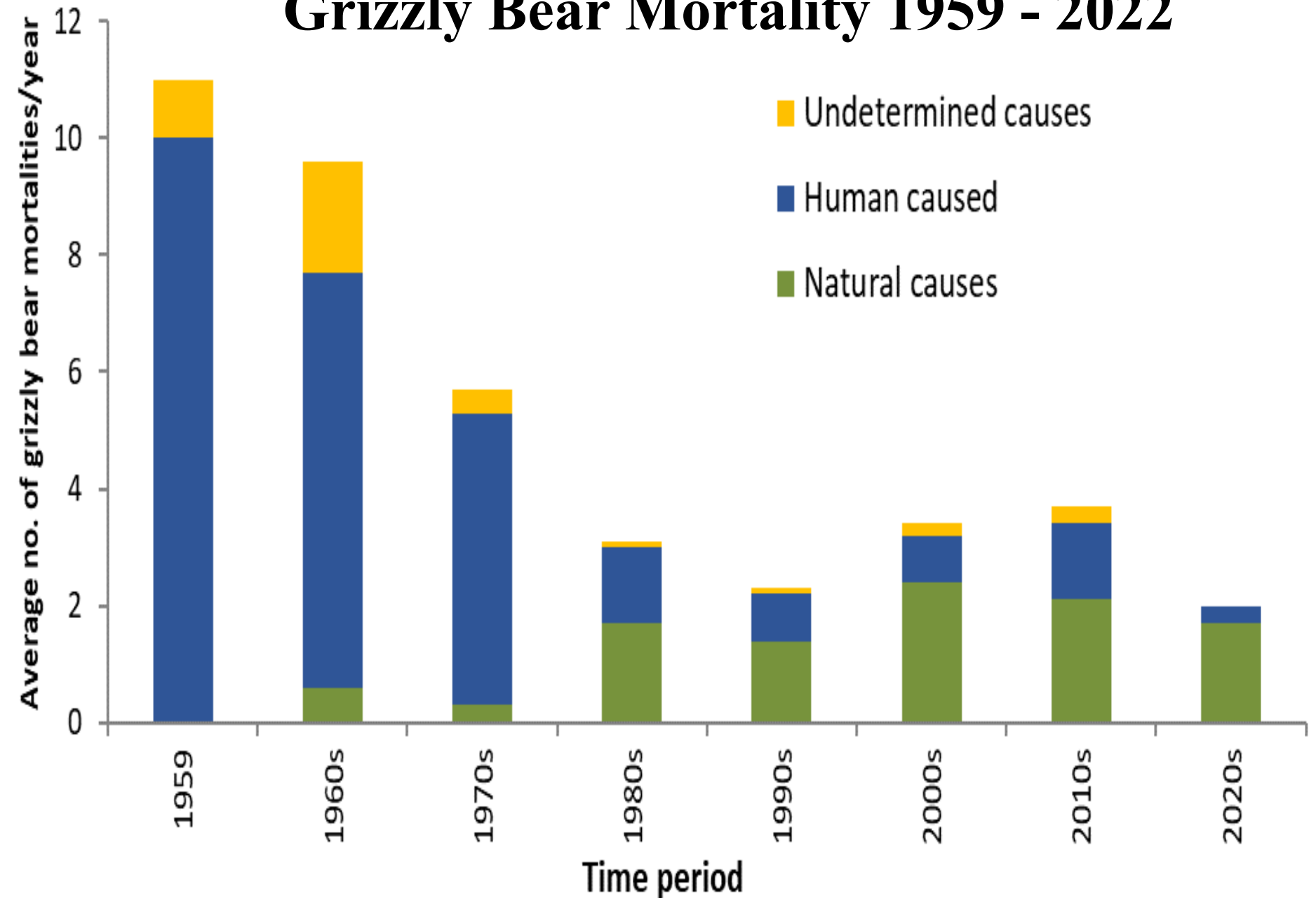




Natural Mortality: 4
Indicative of density dependent factors
influencing bear survival in the park

Photo: N. Nichols

Grizzly Bear Mortality 1959 - 2022



A photograph of a brown bear cub lying on its back on a large, grey, mossy rock. The cub is looking up with its mouth slightly open. The background is a lush green field with some trees and a clear sky.

Human-caused Grizzly Bear Mortality in YNP 2009 – 2022 (n = 13, average = 0.9 per year)

Management Removal - Backcountry Conflicts: 8 (62%)
Vehicle Strike Mortality: 4 (31%)
Management Removal from Developed Sites: 1 (8%)

©rscookphotography

Risk of Bear Attack 1979 - 2022

All Visitors Combined: 1 in 3.5 million visits

Front-country Recreation: 1 in 67.4 million visits

Camping in Roadside Campground: 1 in 28.7 million overnight stays

Camping in the Backcountry Campsite: 1 in 1.8 million overnight stays

Hiking in the Backcountry: 1 in 267,000 backcountry recreation days

Backcountry Recreationalists: 1 attack per 91 backcountry encounters

Photo: b. Ertel

Grizzly Bear Reactions to Encounters 1991-2022

7,379 Encounters Reported

Flee: 33%

Neutral: 55%

Curious: 3%

Stress/Warning: 4%

Attack: <1%



Risk of Black Bear Attack 1979 - 2022

All Visitors Combined: 1 injury per 27.0 million visits

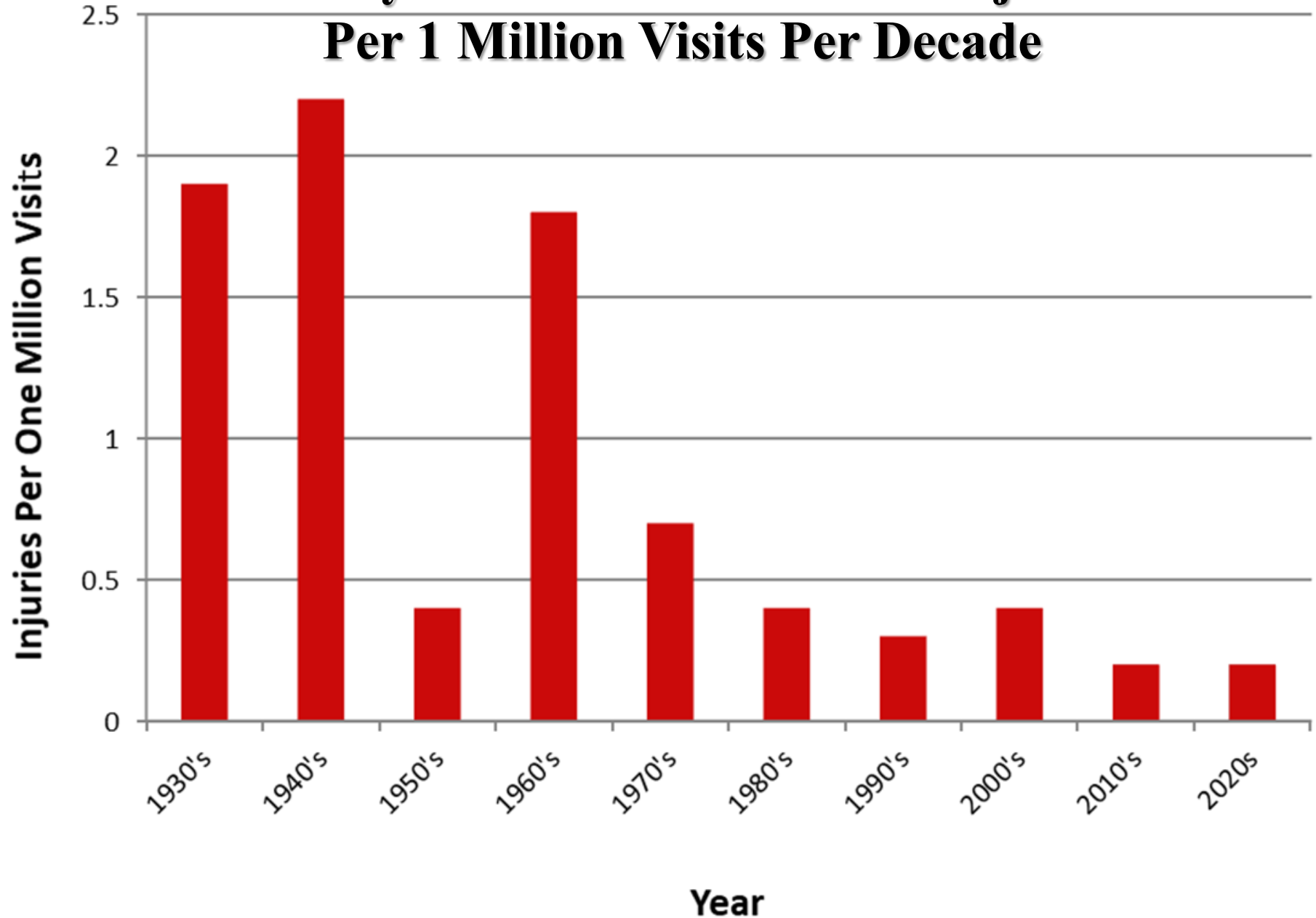
Front Country Recreation: 1 injury per 134.9 million visits

Roadside Campground: 0 injuries in 28.7 million overnight stays

Backcountry Campsite: 1 injury per 606,000 overnight stays

Backcountry Hiking: 1 injury per 1.3 million backcountry hiking days

Grizzly Bear Inflicted Human Injuries Per 1 Million Visits Per Decade



YNP's First Grizzly Bear Sighting of 2023: March 7th

Be Safe!

Hike in Groups of 3 or More People
Make Noise to Forewarn Bears of Your Presence
Carry Bear Spray & Know How to Use it
Be Vigilant for Bears

**Severe Winter 2022/2023
High Ungulate Winter-kill
Watch for Bears on Carcasses**





22.53 inHg ↓ 73°F) 05/16/2021 07:26PM CAMERA 1

The End



NPS Photo: D. Schneider