



Interagency Grizzly Bear Committee

Bear-Resistant Products Testing Program

Testing Protocol



*Photo courtesy of the Living with Wildlife Foundation and the Grizzly
& Wolf Discovery Center*

TABLE OF CONTENTS

Introduction	3
Program Purpose	3
Testing Procedures	4
Product Submissions.....	5
Plastic Products and Lightweight Metal Products	5
Heavy-Duty Metal Products	11
Product Certification and Reporting of Testing Results.....	18
Program Disclaimers	20
Terms of Program Participation.....	21
Contacts for Additional Information	21
Reference Cited	21

Introduction

Increasing numbers of humans are encountering grizzly and black bears while living in or visiting areas inhabited by bears. In some cases, these encounters lead to conflicts between people and bears, which can end poorly for both species. One way to significantly reduce the likelihood of human-bear encounters is to ensure that bears do not become conditioned to anthropogenic food sources.

The Interagency Grizzly Bear Committee (IGBC) was formed in 1983 to help ensure recovery of viable grizzly bear populations and their habitat in the lower 48 states through interagency coordination of policy, planning, management, and research. The IGBC consists of representatives from the U.S. Forest Service, the National Park Service, the U.S. Fish and Wildlife Service, the Bureau of Land Management, the U.S. Geological Survey, and representatives of the state wildlife agencies of Idaho, Montana, Washington, and Wyoming. In the interest of international coordination and cooperation, the Canadian Wildlife Service is also represented. IGBC's goal of grizzly bear recovery is enhanced by addressing issues that can result in grizzly bears being removed from the population. Toward this end, decreasing the availability of attractants such as human food and garbage is an important means of achieving IGBC's goal of reducing human-bear conflicts and recovering grizzly bear populations.

In 1989 the IGBC developed the first consistent protocol for defining, testing, and recommending minimum design standards for grizzly bear-resistant containers (IGBC 1989). Over the past three decades, much progress has been made relative to products used for securing bear attractants. Manufacturers and agency personnel have taken the lead in developing better products for securing food, garbage and other bear attractants and there is now a wide variety of bear-resistant product options available to consumers.

Program Purpose

The purposes of the IGBC Bear-Resistant Products Testing Program are to:

- 1) Evaluate products for use in grizzly bear habitat on public lands in the lower 48 states that have applicable food storage regulations. Such regulations may vary, so the public is encouraged to check with the specific public land management unit in which they are interested.
- 2) Encourage the use of bear-resistant equipment on private lands where regulations mandating bear-resistant storage might not exist.
- 3) Provide information to the public and to agency personnel to facilitate informed decisions when purchasing grizzly bear-resistant products.

This testing program offers a way to evaluate the relative effectiveness of a wide range of products used to minimize easy access to attractants by grizzly bears. The IGBC testing program helps to identify ineffective products and encourages development of new and improved bear-resistant products and options for deterring grizzly bears. Information obtained through product testing ultimately helps provide consistent and professional guidance relative to the effectiveness of bear-resistant products to the public and government agency personnel.

If a product appears on the list of IGBC-certified bear-resistant products, it means that the commercially available product has met minimum standards relative to the effort that a grizzly bear must expend to access the contents of the product. Testing standards used by the IGBC were established through consultation with human-bear conflict experts and grizzly bear biologists throughout North America, and the testing protocol was subjected to a thorough peer-review process.

Designation of a product as bear-resistant by the IGBC does not assert that these products are “bear-proof” or will never be accessed by bears. IGBC-certification also does not guarantee that small amounts of the contents of the containers won’t be able to leak or spill out. In conjunction with properly utilizing certified bear-resistant products, the IGBC strongly encourages people living or recreating in grizzly bear habitat to take personal responsibility for maintaining a high level of diligence in their sanitation and attractant storage to further minimize the chance of a human-bear conflict.

Testing Procedures

This testing protocol pertains to bear-resistant food storage and garbage containment products that are commercially available. Testing fees are charged for the evaluation of commercially available products. In addition, if a product is certified by IGBC, an annual administrative fee is assessed for each certified product beginning the year after the product is certified. A schedule of all fees associated with this program is available on the IGBC website (www.igbconline.org).

Products modified or produced by individuals for their own personal use to comply with food storage orders on public lands may be able to be evaluated through the IGBC courtesy inspection program. There is no fee for courtesy inspections. This document does not address the courtesy inspection process, but more information can be found on the IGBC web site under the “Bear-Resistant Products” tab. Please contact the IGBC for more information about the courtesy inspection program.

Manufacturers submitting commercial products for testing must follow the directions and provide the information as described in the “Get Your Product Tested” document available on the IGBC website (<https://igbconline.org/programs/bear-resistant-products/>). Only one of each product model will be tested. If multiples of a product are submitted, they MUST differ from each other in some distinguishable way.

Please note that the **test result applies ONLY to the product as it was submitted for testing.** If a product fails testing, it can be modified and re-tested at a later date. If it passes the subsequent test, that version of the product will be considered for certification. If certified, it will be added to the IGBC List of Certified Products. If an IGBC-Certified product is modified after certification, the test result is no longer valid and the product must be retested or it will be removed from the IGBC List of Certified Products.

Product Submissions

1. Prior to submitting products for official testing, a Product Submission Form must be completed and emailed to the IGBC Product Testing Coordinator at testing@igbconline.org.
2. Products submitted for testing or evaluation must be production models or working prototypes. Prototypes of plastic products must be in their final form (i.e., construction and materials) when tested, even if the prototypes are produced using a molding/manufacturing process that is different from that used in final production. **Products that pass testing and are certified will be certified AS THEY ARE TESTED (i.e. with those specifications). Changes to certified products will likely require a new test; if the IGBC is not notified of changes to a certified product, that product may be removed from the IGBC list of certified products.**
3. Products that can be configured in different sizes by adding or subtracting modules (e.g. metal garbage bag or can enclosures, expandable backpacking canisters, etc.) will be certified only in the configuration tested if it passes testing.
4. Products must be received by the testing facility fully-assembled and ready to test.
5. No more than three products can be submitted for testing at one time; additional products can be submitted for testing at a later date.
6. Testing fees must be paid in advance of testing and fees are not refundable (except when testing facilities are unable to perform a test). Please keep this in mind when submitting multiple products.
7. Coolers must be submitted **with locks or another locking mechanism** of an appropriate size. If lock shanks are too long and allow for a gap of ¼” or greater between the lid and cooler body, the cooler will automatically fail the test.
8. Product submitters are welcome to attend testing, and testing facilities will try to maintain the prearranged scheduled test date and time. Please be aware that unexpected situations sometimes arise and testing might be postponed as a result.

Plastic Products and Lightweight Metal Products

This section outlines the testing process for plastic products, including residential curbside garbage carts, and small, lightweight, metal products such as rafting dry boxes and horse panniers. Due to the sensitivity and mode of operation of gravity latches, all plastic garbage carts submitted and tested as

“fully-automated” will undergo an additional test that involves lifting and tipping (emptying) with a garbage truck to ensure that they will open properly for garbage haulers. More information about the new garbage truck testing component for fully-automated garbage carts is provided below.

Table 1 below presents various product categories and the tests required for each product type. Descriptions of each test follow the table.

Table 1. Evaluations required by product type.

<u>PRODUCT TYPE</u>	<u>REQUIRED EVALUATIONS</u>
Hard-Sided Backpacking Products	<ol style="list-style-type: none"> 1. pre-test evaluation 2. live grizzly bear test
Soft-Sided Backpacking Products	<ol style="list-style-type: none"> 1. pre-test evaluation 2. live grizzly bear test
Panniers / Kitchen Boxes	<ol style="list-style-type: none"> 1. pre-test evaluation 2. live grizzly bear test 3. technical evaluation (products with less than 60 minutes of bear contact time <i>only</i>)
Metal Dry Boxes and Other Small Metal Storage Containers	<ol style="list-style-type: none"> 1. pre-test evaluation 2. live grizzly bear test 3. technical evaluation (products with less than 60 minutes of bear contact time <i>only</i>)
Coolers	<ol style="list-style-type: none"> 1. pre-test evaluation 2. live grizzly bear test
Composters and Other Plastic Storage Containers	<ol style="list-style-type: none"> 1. pre-test evaluation 2. live grizzly bear test
Fully-Automated Plastic Garbage Carts	<ol style="list-style-type: none"> 1. pre-test evaluation 2. live grizzly bear test 3. truck test (fully-automated curbside garbage carts <i>only</i>)
Semi-Automated Plastic Garbage Carts	<ol style="list-style-type: none"> 1. pre-test evaluation 2. live grizzly bear test
Metal Food Storage Lockers	<ol style="list-style-type: none"> 1. pre-test evaluation 2. technical evaluation
Metal Garbage Storage Units	<ol style="list-style-type: none"> 1. pre-test evaluation 2. technical evaluation
Accessories	<ol style="list-style-type: none"> 1. pre-test evaluation 2. live grizzly bear test

Pre-test Evaluation

Test products will first undergo a pre-test evaluation. Product components will be inspected, and the product will be photographed. Products will also be checked to ensure that they close and lock correctly (i.e., product functions correctly as a bear-resistant product) prior to testing.

Products will be checked to make sure that they are clean and free of loose parts and debris, or sharp edges, corners or points that may be harmful to humans or the captive test bears. Testing personnel reserve the right to charge a Product Safety Modification Fee (see Fee Schedule) or refuse testing of products that may be dangerous for the captive test bears.

Plastic garbage carts that are tested as “fully-automated” carts and utilize gravity latches will be inverted (tumbled onto their tops and then tumbled along the ground) by testing personnel during the pre-test evaluation to ensure that the gravity latches do not release when the carts are tipped upside down.

Products that pass the pre-test evaluation will then undergo a live grizzly bear test, a technical evaluation, or a combination of the two.

Live Grizzly Bear Test

The live bear test will utilize captive grizzly bears at an IGBC-approved facility to evaluate plastic products such as coolers, plastic panniers, backpacking canisters, most residential garbage cans, other types of plastic storage containers, and small, lightweight, aluminum dry boxes, panniers and other aluminum storage boxes and cases. The IGBC currently uses two facilities to test products: the Grizzly & Wolf Discovery Center (GWDC) in West Yellowstone, Montana; and the Washington State University Bear Research, Education and Conservation Center (WSU Bear Center) in Pullman, Washington.

Live-bear testing will generally be conducted between April 1st and September 30th. Dates may change slightly due to weather conditions and activity levels exhibited by the test bears. Testing facilities will not accept products prior to March 15th due to a lack of storage space.

Live grizzly bear testing will be conducted as follows:

1. Products will be photographed prior to testing.
2. Product testing personnel will place an appropriate attractant (i.e., food or scent item) inside the test product. Containers will also have a small amount of attractant (i.e., honey, peanut butter, fish oil, etc.) applied to the outside of the product at vulnerable areas such as seams, gaps or latches.

3. Testing personnel will ensure that products are closed and securely latched, knotted, or locked, as appropriate.
4. Products will be placed inside the grizzly bear enclosure and bears will be allowed to interact with the products. Products will likely undergo contact by a number of bears of varying size and levels of experience with bear-resistant products.
5. Products will remain accessible to bears until the products are breached, a total of 60 minutes of “bear contact time” has been reached, or until the bears lose interest in the products. If the bears lose interest in the products prior to them receiving 60 minutes of bear contact time, testing personnel may complete the product test via “technical evaluation” (described on page 11).

NOTE: “*Bear contact time*” is defined as biting, clawing, pounding, rolling, flipping, compressing, chewing, or scratching by the captive test bear(s). Excessive licking and/or sliding of products along the ground do not count toward bear contact time. Bear contact time stops if the bears take the product into a water feature.

A testing session can be terminated at the discretion of testing personnel.

6. Testing personnel will monitor and video every product test. Photos and video will be archived by the IGBC for a period of five years after a product is tested.
7. Testing personnel will photograph products after testing is complete. Photos will show multiple angles and sides of the product, and areas where the bears damaged or breached the products.
8. Descriptions of areas where the product fails, if any, along with the number of minutes until product failure, will be documented on the product testing form, and this information will be made available to the product submitter upon request.

A determination of whether or not a product passes the live-bear test will be made by the Testing Program Team. This decision is final.

Truck Test for Fully-Automated Garbage Carts

Fully-automated, curbside garbage carts are designed to have the cart lids unlatch and open automatically as the cart is being lifted, tipped, and emptied by a mechanical arm on a garbage truck. In other words, waste haulers do not have to manually unlatch lids on fully-automated carts before emptying them.

Manufacturers must indicate if they want their cart(s) to be evaluated as fully-automated by selecting the “fully automated garbage cart” product category on the Product Submission Form. A two-part evaluation composed of a live-bear test and a garbage truck test will be conducted for all fully-automated garbage carts. The live-bear test component will be conducted as previously described. For the truck test component, a garbage truck will lift and tip the garbage cart five times. If the garbage cart lid opens a minimum of four times during the truck test and also passes the live grizzly-bear test, the product will be considered for IGBC certification as a “fully-automated bear-resistant garbage cart.”

Garbage carts submitted as fully automatic must pass both the live bear test and the truck test to be considered for IGBC certification as a fully-automated, bear-resistant garbage cart. We will not be able to accommodate requests to be present during the truck test due to logistical and liability concerns.

Products submitted for testing become the property of the testing facility if appropriate arrangements for disposition have not been made within 60 days after product testing.

Special Testing Procedure for Lightweight Metal Products

Captive bears used for product testing occasionally experience “testing fatigue” and may lose interest in testing metal products. Testing fatigue can result in an inability to accumulate at least 60 minutes of bear contact time. If that occurs, testing personnel will use a combination of bear contact time and testing personnel expertise to evaluate lightweight aluminum products such as horse panniers, dry boxes, and small storage boxes.

Lightweight metal products will be evaluated using:

- A live grizzly bear test consisting of a full 60 minutes of bear contact time; or,
- A combination of a live bear test with less than 60 minutes of bear contact time, and a technical evaluation (explained on page 10).

Table 2 below contains the criteria for plastic and lightweight (i.e., aluminum) products to pass testing. Criteria for large, heavy-duty metal products are described in the section on technical evaluations starting on page 10 of this document.

Table 2. IGBC Criteria for Passing by Product Type (Plastic and Lightweight Metal Products).

PRODUCT TYPE	CRITERIA TO “PASS” TEST
1. Hard-Sided Backpacking Products	1. no gaps, tears, or holes of ¼” or more at any time during the test
2. Soft-Sided Backpacking Products	1. no gaps, tears, or holes of ¼” or more at any time during the test
3. Panniers and Kitchen Boxes	1. no gaps, tears, or holes of ¼” or more at any time during the test
4. Metal Dry Boxes and Other Small Metal Storage Containers	1. no gaps, tears, or holes of ¼” or more at any time during the test
5. Coolers	1. no gaps, tears, or holes through inner layer of the product of ¼” or more at any time during the test
6. Composters and Other Plastic Storage Containers	1. no gaps, tears, or holes through inner layer of the product of ¼” or more at any time during the test
7. Fully-Automated Plastic Garbage Carts	<ol style="list-style-type: none"> 1. the bear does not gain access at any time during the test 2. no gaps, tears, or holes of 1” or more at any time during test 3. hinges, seams, and lids are not torn, bent, or broken 4. product remains functional after 60 minutes of bear contact time 5. lids on fully-automated garbage carts must open four times out of five when tipped by the garbage truck, but not pop open when inverted by the test bears or testing personnel
8. Semi-Automated Plastic Garbage Carts	<ol style="list-style-type: none"> 1. the bear does not gain access at any time during the test 2. no gaps, tears, or holes of 1” or more at any time during test 3. hinges, seams, and lids are not torn, bent, or broken 4. product remains functional after 60 minutes of bear contact time

Heavy-Duty Metal Products

Steel products, metal products mounted to a concrete pad or other stationary surface, and some lightweight aluminum products will undergo a live bear test as previously described, a technical evaluation (described in the next section), or a combination of the two.

Technical Evaluation

A review of more than ten years of captive grizzly bear testing data identified certain product specifications for metal products that prevented bears from breaching those products. Commonalities between metal products provide a way to evaluate those products by applying a set of standardized criteria. During a technical evaluation, testing personnel will compare those criteria to the metal product being evaluated to determine if the product meets IGBC standards of bear-resistance.

Products evaluated through technical evaluation include garbage dumpsters, recreational food storage lockers, metal garbage bag holders, residential garbage can enclosures, and other metal enclosures. Additionally, lightweight aluminum products that do not accrue 60 minutes of bear contact time will also have the test completed through the technical evaluation process.

Manufacturers submitting products that undergo a technical evaluation will be required to submit mechanical drawings including product specifications, product photos and a materials list. In certain cases, a physical product might also be required to undergo a partial live bear test.

Descriptions of metal product types and the technical evaluation criteria used to evaluate each product type are provided below.

1. **Garbage Dumpsters**: Garbage dumpsters commonly include 2, 3, 4, 6 and 8 cubic yard commercial garbage dumpsters and come in front, rear, or side-load configurations. These containers are typically placed at commercial enterprises and multiple-unit dwellings such as condos and apartment buildings. Evaluation criteria for dumpsters will focus on gaps between lids and dumpster bodies and latches used to secure lids. Figure 1 illustrates how users access the dumpster.



User hatch doors.

Figure 1. Bear-resistant dumpster.

2. **Metal Garbage Can and Bag Holders and Garbage Can Enclosures:** Products in this category typically include metal units that are mounted along sidewalks or in residential areas where homeowners are required to store garbage cans along the street in a bear-resistant manner. While these units can come in many variations, they tend to have several things in common.

Metal garbage bag holders and garbage can enclosures are bolted to hard, immovable surfaces like a sidewalk or concrete pad. These units also tend to be smaller and lighter than most garbage dumpsters. They are serviced by hand as opposed to being emptied by a garbage truck. The photos below show an example of a metal garbage bag holder (Figure 2) and a garbage can enclosure (Figure 3).



Figure 2. Metal garbage bag holder (double unit).



Figure 3. Residential garbage can enclosure.

3. **Recreational Food Storage Lockers:** Recreational food storage lockers on public lands provide a secure place for campers to store coolers and food while away from their campsite (Figure 4). Most food storage lockers are similar in construction, although the door latching systems can vary by manufacturer.

Evaluation criteria for food storage lockers focus on overall construction (strength) of the units and the size of gaps between doors and the body of the units. Latches must be bear-resistant, although the actual type of latch can vary from unit to unit. Evaluation criteria are described in the section below.



Figure 4. Recreational food storage locker in a campground in Montana.

Technical Evaluation Criteria

- **Container Bodies and Main Service Lids**

1. Dumpsters, food storage lockers, garbage can enclosures and garbage bag enclosures must be fabricated of a minimum of 14-gauge sheet steel. Products fabricated from aluminum sheet metal (i.e., rafting dry boxes, truck boxes, and panniers) must be fabricated from a minimum of 12-gauge 5052 aluminum sheet metal.
2. Seams/welds must be tight and free of sharp edges.
3. No gaps between main service lid and dumpster body greater than ½” (see Figure 5 for illustration of service lid, dumpster body and gap size).




Figure 5. Dumpster showing various components subject to technical criteria.

4. Edges of service lids must be cold rolled or reinforced with angle iron.
5. Service lids must secure to the body via a latch, chain, lock bar or some other mechanism. In other words, there must be a locking or latching mechanism to ensure that the service lid is not able to open or lift off of the dumpster body (Figure 6) such that it creates a gap of more than $\frac{1}{2}$ ".

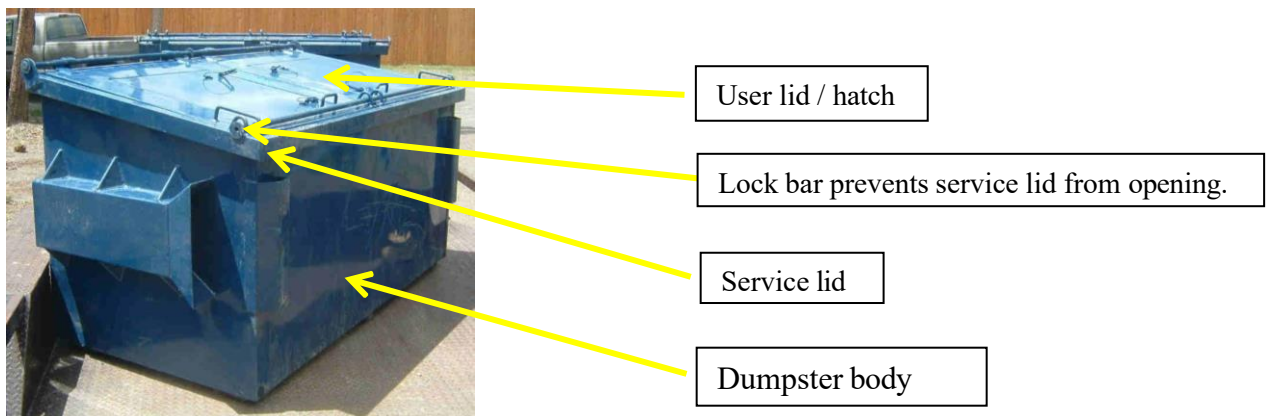


Figure 6. Dumpster with components labeled.

- **User Hatches/Doors**

1. Gaps between user hatches and doors, and the main body of the unit must be $\frac{1}{4}$ " or less for non-mechanically emptied products (i.e., panniers, dry boxes, food storage boxes and garbage can enclosures) and $\frac{1}{2}$ " or less for products that are emptied by a garbage truck (see Figure 7 for an example of gaps subject to this measurement criterion).

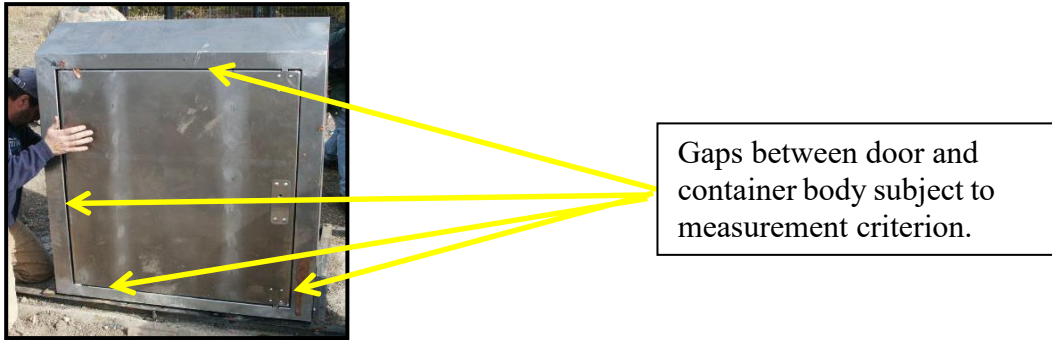


Figure 7. Garbage can enclosure showing gaps subject to measurement during technical evaluation.

2. User hatch doors must latch and secure to the service lid in some way (i.e., chain or metal cable and carabiner clip, paddle latch, “lock and key” system or other type of latch) so they cannot be opened by bears. Carabiner clips must be a minimum of 3” and must be zinc plated or galvanized zinc to prevent them from rusting and must be securely attached to the unit (see Figures 8 and 9 below for examples).



Figure 8. Carabiner clip closure.



Figure 9. Key lock closure.

3. Rods on latches (Figure 10) must be long enough such that any flex in the body of the unit does not result in the rod disengaging from the keeper.




Figure 10. Latch rods on the inside of a garbage can enclosure door.

- **Latches**

Latches on user hatches/lids or doors must be designed such that bears are unable to activate them with paws, claws, tongues, or teeth. Figures 11 – 15 provide examples of various latch hoods and latch guards that are effective.

An example of an acceptable design includes a metal “hood” or cover over the latch with a metal guard or riser in front of latch and hood (Figure 11). This paddle-type latch design has been used effectively for over two decades to prevent bears from accessing bear-resistant dumpsters and other food and garbage-related receptacles. If this latch design is used, the following guidelines must be followed.

- **Hoods and Guards**

1. Latch guards must be a minimum of 1½” high and must extend past latch hood openings by at least ½” on each side as shown in Figure 13.
2. The distance between the hood opening and the guard must be between 1½” and 2” and the latch must be set a minimum of 2” inside the opening of the hood (Figure 14) to prevent the bears from easily activating the latch.
3. The latch hood must be between 1” and 1¼” high and 3¾” and 4” wide to prevent a bear’s paw from reaching under the latch hood (Figure 15) but allow a human hand to access the latch under the hood.




Figure 11. Garbage bag enclosure showing latch hood and guard.



Latch hood over paddle latch to prevent bears from accessing latch.

Latch guard in front of latch hood on user lid.

Figure 12. Bear-resistant dumpster showing latch hood and guard.




Figure 13. Latch guard must extend at least 1/2" past the latch hood on each side.



Figure 14. Example of distance needed between guard and latch hood opening. The tape begins at the latch (latch is located 2" inside hood).

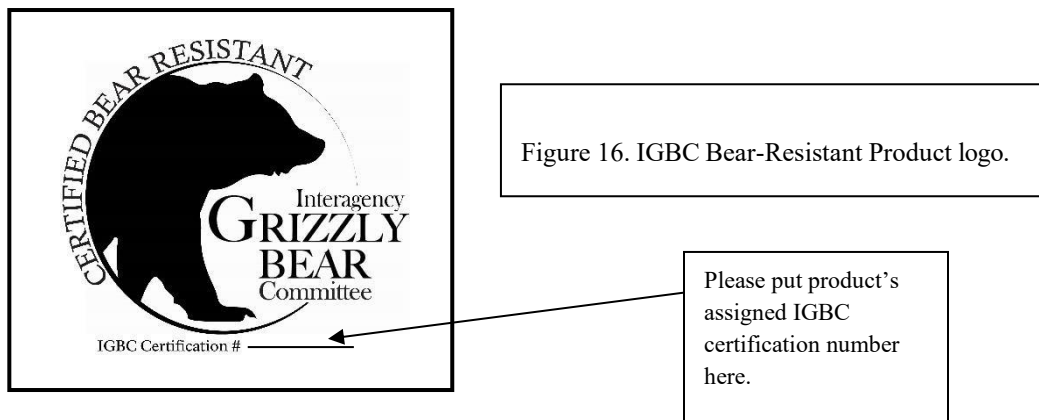


Figure 15. Photo demonstrates that the latch hood over paddle latch is smaller than bear paw to prevent the bear from reaching under the hood and activating the latch.

Product Certification and Reporting of Testing Results

Upon completion of testing

- Testing personnel will notify manufacturers/vendors by email when testing is complete and will advise whether the product(s) has/have passed or failed testing. Products that fail testing can be modified and tested again at a later date. Products that pass will be considered by the IGBC for certification, and if approved, will be added to the IGBC List of Certified Products.
- Manufacturers/vendors will receive an email with a letter of certification and unique IGBC certification number(s) for products that pass the applicable test(s)/evaluation and are certified as bear-resistant. ***The assigned certification number(s) is/are applicable only to the specific product model(s) certified.***
- Certification letters will provide instructions for proper display of the IGBC grizzly bear-resistant product logo (Figure 16) and product certification number(s) on the certified product(s). Assigned IGBC certification numbers must be displayed on certified products in a highly-visible location – they can be etched, molded, stamped, or otherwise embossed, stickered or labeled onto the certified product.



The official list of IGBC-certified bear-resistant products appears on the IGBC web site:

<http://www.igbconline.org/> . If a specific product does not appear on this list, it is not considered to be an IGBC-certified grizzly bear-resistant product.

IGBC-certification applies only to the specific products as evaluated. **If ANY substantive changes (i.e., changes other than color) are made to a product after the product is tested and certified, testing results are no longer valid for the product. Substantive changes to products after testing will likely require re-testing and re-certification.**

Please notify the IGBC Testing Program Coordinator if any of the following changes are made to a product AFTER it is tested and certified:

- changes to a product's design and/or specifications or changes to plastic product molds
- product materials or parts are changed
- product dimensions are changed
- hinges, latches, reinforcements, or any other features of the container are changed, moved to another location on the container or are modified

Contact the IGBC Bear-Resistant Products Testing Program Coordinator to discuss whether retesting of modified product will be necessary (please see end of this document for contact information).

Program Disclaimers

- The primary purpose of the IGBC Bear-Resistant Products Testing Program is to provide information related to the effectiveness of grizzly bear-resistant products. As such the IGBC will, upon request, provide information regarding performance of any product tested through the IGBC testing program, regardless of whether the product passed or failed. Proprietary product design information will be exempted from this requirement.
- Manufacturers/vendors concerned about confidentiality of new product designs should notify testing personnel. Testing personnel will make every effort to ensure confidentiality of product information. Neither the testing facility nor the IGBC are responsible for breach of such information.
- The IGBC and associated partners are not responsible for damage to products that are submitted for testing and are not responsible for negative testing outcomes.
- The IGBC reserves the right to rescind the “certified bear-resistant” status of any or all products listed on their website due to failures in the field, changes to product specifications, product modifications not approved by IGBC, or other issues.
- The IGBC reserves the right to request that manufacturers submit products for re-testing due to field failures or possible changes to product specifications of certified products.
- Testing personnel will determine which grizzly bears will be used for product testing and when an adequate test has occurred.
- IGBC certification of a bear-resistant product means that product meets IGBC grizzly bear-resistant design and structural standards. IGBC recognition of products as “grizzly bear-resistant” is not a guarantee that a grizzly bear cannot gain entry into these products, or that small amounts of contents won’t leak or spill during product usage.
- Use of bear-resistant products is meant to complement, but not be a substitute for, following proper sanitation and attractant storage techniques when in bear habitat. More information related to this topic can be found on the IGBC website (www.igbconline.org) under the “Be Bear Aware” tab.
- Program administrators reserve the right to review and modify this protocol as needed, or to decline testing certain products.
- The IGBC reserves the right to refuse testing of additional products for companies that misrepresent the IGBC-certification status of their products, or make false statements related to the IGBC Bear- Resistant Products Testing Program.

Terms of Program Participation

Companies participating in this IGBC product testing and certification program agree to the following:

1. Representatives from companies who attend product testing must not impede the testing process or distract testing facility staff.
2. Product submitters will not attempt to influence the testing process or product test results in any way.
3. Companies that produce multiple products will make clear on websites and marketing materials which model(s) are certified and agree not to misrepresent products that are NOT IGBC-certified.

Contacts for Additional Information

To arrange for product testing and for questions about IGBC- certified products:

Patti Sowka
IGBC Testing Program Coordinator
406-544-5307
testing@igbconline.org

Additional information relevant to this program can be found on the IGBC website (www.igbconline.org), including under the “Programs/Bear-Resistant Products” tab.

Reference cited

IGBC. 1989. Bear-Resistant Containers - Minimum Design and Structural Standards; Inspection and Testing Methodology. 35 pp.